



BLACK CREEK
INVESTMENT MANAGEMENT INC.

New York State Teachers' Retirement System

05/31/2021



New York State Teachers' Retirement System

Holding Details | 05/31/2021

Quantity	Security	Cost	Local Price	Net Amount Local	Market Value	Percent of Assets	Risk Country	Sector Name	Industry Name
Cash and Equiv.									
29,154.55	Dividend Accrual-GBP	\$ 40,226.66	1.00	29,154.55	\$ 41,443.19	0.0 %	United Kingdom	Cash & Equivalents	Cash & Equivalents
6,651,520.00	Dividend Accrual-JPY	\$ 60,600.06	1.00	6,651,520.00	\$ 60,802.78	0.1 %	Japan	Cash & Equivalents	Cash & Equivalents
45,676.26	Dividend Accrual-SGD	\$ 34,307.92	1.00	45,676.26	\$ 34,578.34	0.0 %	Singapore	Cash & Equivalents	Cash & Equivalents
64,009.55	Dividend Accrual-USD	\$ 64,009.55		64,009.55	\$ 64,009.55	0.1 %	United States	Cash & Equivalents	Cash & Equivalents
245,263.75	Hong Kong SAR dollar	\$ 31,580.31	1.00	245,263.75	\$ 31,600.86	0.0 %	Hong Kong	Cash & Equivalents	Cash & Equivalents
3,633,586.82	United States Dollar	\$ 3,633,586.82		3,633,586.82	\$ 3,633,586.82	3.5 %	United States	Cash & Equivalents	Cash & Equivalents
Sub Total		\$ 3,864,311.31			\$ 3,866,021.54	3.8 %			
Equity									
69,390.00	ASICS Corporation	\$ 794,259.76	2,625.00	182,148,750.00	\$ 1,665,055.53	1.6 %	Japan	Consumer Discretionary	Consumer Durables & Apparel
348,000.00	BAE Systems Plc	\$ 2,458,657.22	5.27	1,832,568.00	\$ 2,604,995.41	2.5 %	United Kingdom	Industrials	Capital Goods
16,283.00	Baidu Inc (ADR)	\$ 2,819,627.01	196.27	3,195,864.41	\$ 3,195,864.41	3.1 %	China	Communication Services	Media & Entertainment
954,296.00	Becle SAB de CV	\$ 1,874,680.44	50.19	47,896,116.24	\$ 2,405,842.62	2.3 %	Mexico	Consumer Staples	Food, Beverage & Tobacco
56,646.00	Booz Allen Hamilton Holdings	\$ 4,517,896.56	84.93	4,810,944.78	\$ 4,810,944.78	4.7 %	United States	Industrials	Commercial & Professional Services
41,935.00	Borgwarner Inc.	\$ 1,437,531.80	51.29	2,150,846.15	\$ 2,150,846.15	2.1 %	United States	Consumer Discretionary	Automobiles & Components
121,977.00	Bureau Veritas SA	\$ 2,703,611.16	25.17	3,070,161.09	\$ 3,753,732.46	3.6 %	France	Industrials	Commercial & Professional Services
1,080,198.00	ConvaTec Group PLC	\$ 2,751,111.83	2.38	2,566,550.45	\$ 3,648,351.46	3.5 %	United Kingdom	Health Care	Health Care Equipment & Services
255,344.00	DBS Group Holdings Ltd	\$ 3,989,908.75	30.03	7,667,980.32	\$ 5,804,898.23	5.6 %	Singapore	Financials	Banks
36,300.00	DKSH Holding AG	\$ 2,300,569.44	73.25	2,658,975.00	\$ 2,956,551.95	2.9 %	Switzerland	Industrials	Commercial & Professional Services
774,295.00	DS Smith PLC	\$ 3,143,025.13	4.18	3,239,650.28	\$ 4,605,162.87	4.5 %	United Kingdom	Materials	Materials



New York State Teachers' Retirement System

Holding Details | 05/31/2021

Quantity	Security	Cost	Local Price	Net Amount Local	Market Value	Percent of Assets	Risk Country	Sector Name	Industry Name
49,181.00	Ebara Corporation	\$ 1,508,989.31	5,400.00	265,577,400.00	\$ 2,427,692.31	2.4 %	Japan	Industrials	Capital Goods
23,489.00	FTI Consulting Inc.	\$ 2,457,732.66	137.55	3,230,911.95	\$ 3,230,911.95	3.1 %	United States	Industrials	Commercial & Professional Services
273,704.00	Galp Energia SA	\$ 3,163,422.20	10.18	2,786,306.72	\$ 3,406,677.91	3.3 %	Portugal	Energy	Energy
57,010.00	Glanbia PLC	\$ 573,823.53	13.70	781,037.00	\$ 954,934.89	0.9 %	Ireland	Consumer Staples	Food, Beverage & Tobacco
107,923.00	GlaxoSmithKline PLC (ADR)	\$ 4,258,290.08	38.77	4,184,174.71	\$ 4,184,174.71	4.1 %	United Kingdom	Health Care	Pharmaceuticals, Biotechnology & Life Sciences
66,728.00	Hain Celestial Group Inc.	\$ 2,271,457.36	40.76	2,719,833.28	\$ 2,719,833.28	2.6 %	United States	Consumer Staples	Food, Beverage & Tobacco
47,833.00	HeidelbergCement AG	\$ 2,651,035.22	74.66	3,571,211.78	\$ 4,366,342.08	4.2 %	Germany	Materials	Materials
147,515.00	ICICI Bank Ltd (ADR)	\$ 1,512,583.80	18.01	2,656,745.15	\$ 2,656,745.15	2.6 %	India	Financials	Banks
50,000.00	Inovalon Holdings Inc. CLA	\$ 935,133.22	31.36	1,568,000.00	\$ 1,568,000.00	1.5 %	United States	Health Care	Health Care Equipment & Services
153,349.00	Interpublic Group of Companies Inc.	\$ 2,568,595.75	33.69	5,166,327.81	\$ 5,166,327.81	5.0 %	United States	Communication Services	Media & Entertainment
61,080.00	Makita Corp	\$ 2,228,467.19	5,280.00	322,502,400.00	\$ 2,948,054.30	2.9 %	Japan	Industrials	Capital Goods
861,100.00	Malaysia Airports Holdings Berhad	\$ 1,090,214.47	5.59	4,813,549.00	\$ 1,167,062.43	1.1 %	Malaysia	Industrials	Transportation
16,427.00	Merck KGaA	\$ 2,234,069.45	147.55	2,423,803.85	\$ 2,963,463.78	2.9 %	Germany	Health Care	Pharmaceuticals, Biotechnology & Life Sciences
86,655.00	Nutrien Ltd	\$ 3,070,416.00	74.36	6,443,665.80	\$ 5,333,718.90	5.2 %	Canada	Materials	Materials
57,744.00	Oracle Corp	\$ 3,388,839.31	78.74	4,546,762.56	\$ 4,546,762.56	4.4 %	United States	Information Technology	Software & Services
26,009.00	PriceSmart Inc.	\$ 2,042,990.00	88.30	2,296,594.70	\$ 2,296,594.70	2.2 %	United States	Consumer Staples	Food & Staples Retailing
217,700.00	Santen Pharmaceutical Co Ltd.	\$ 4,072,492.58	1,463.00	318,495,100.00	\$ 2,911,422.83	2.8 %	Japan	Health Care	Pharmaceuticals, Biotechnology & Life Sciences
17,433.00	Schneider Electric SE	\$ 1,878,591.06	129.40	2,255,830.20	\$ 2,758,090.79	2.7 %	France	Industrials	Capital Goods
662,875.00	Vinda Int'l	\$ 1,870,302.09	24.65	16,339,868.75	\$ 2,105,300.50	2.0 %	China	Consumer Staples	Household & Personal Products



New York State Teachers' Retirement System

Holding Details | 05/31/2021

Quantity	Security	Cost	Local Price	Net Amount Local	Market Value	Percent of Assets	Risk Country	Sector Name	Industry Name
138,568.00	Weir Group PLC	\$ 1,937,140.79	19.20	2,660,505.60	\$ 3,781,908.71	3.7 %	United Kingdom	Industrials	Capital Goods
Sub Total		\$ 74,505,465.20			\$ 99,096,265.46	96.2 %			
Total Portfolio		\$ 78,369,776.52			\$ 102,962,287.00	100.0 %			



New York State Teachers' Retirement System

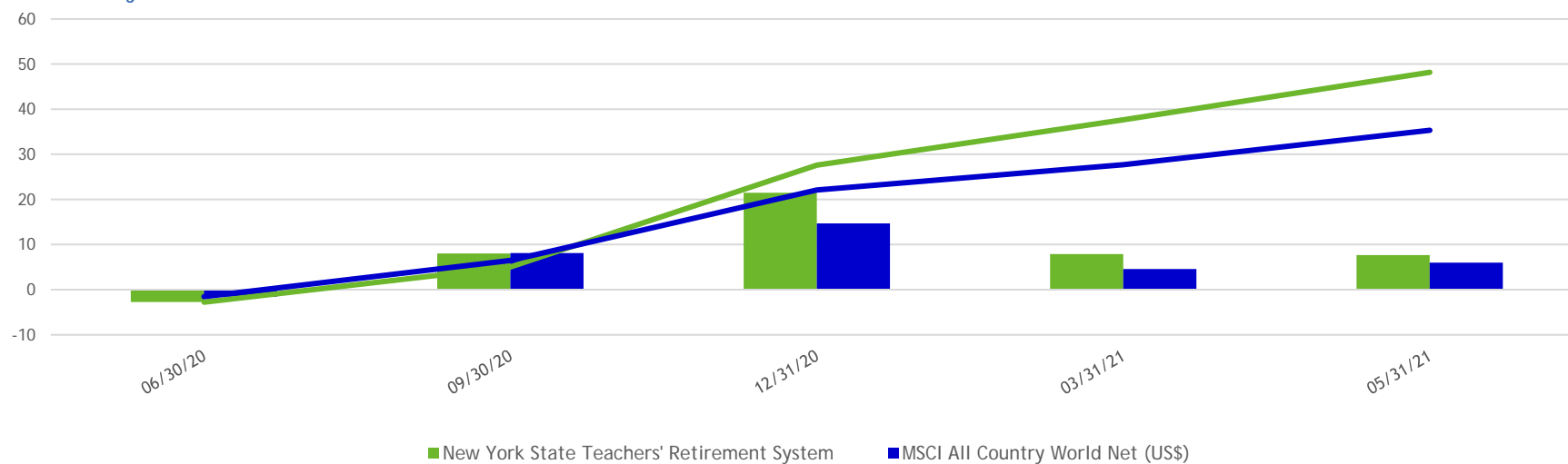
Performance Overview | 05/31/2021

Performance

	Month to Date	Quarter to Date	Year to Date	Since Inception
Total Portfolio (Gross)	4.54 %	7.67 %	16.14 %	48.19 %
MSCI All Country World Net (US\$)	1.56 %	6.00 %	10.84 %	35.34 %

Returns over one year are annualized. Note: Account Inception Date 06/23/20.

Time Weighted Return



Performance is gross of fees.

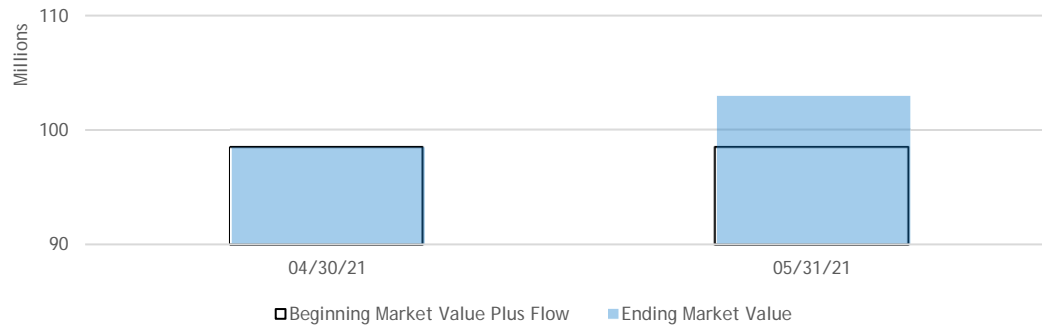
Past performance is not a guarantee of future results. Performance includes reinvestment of dividends and other earnings.



New York State Teachers' Retirement System

Portfolio Overview | 05/31/2021

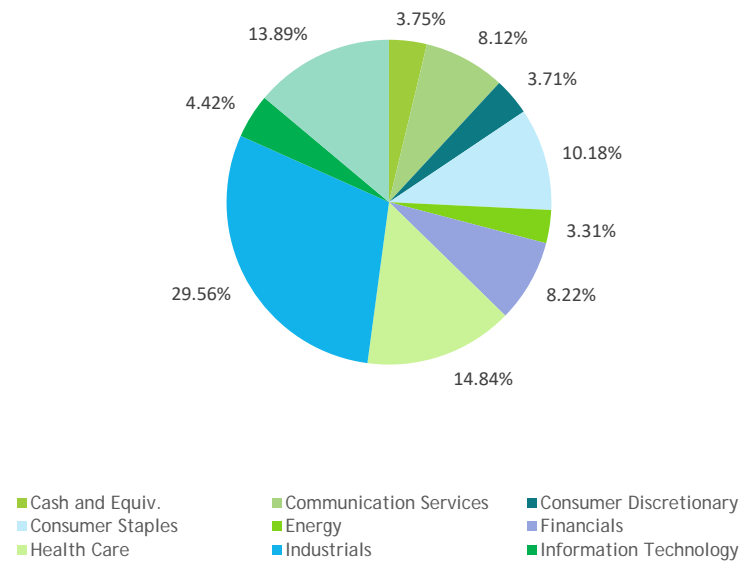
Change in Portfolio



Activity Summary

	Month to Date
Beginning Value	98,489,554.46
Net Contributions / Withdrawals	0.00
Realized Gains	173,196.46
Unrealized Gains	3,940,746.67
Income Received	358,789.41
Ending Value	102,962,287.00

Portfolio Allocation



Sector	Market Value	Percent of Assets	Current Yield
Cash and Equiv.	\$ 3,866,021.54	3.75 %	0.00 %
Communication Services	\$ 8,362,192.22	8.12 %	0.10 %
Consumer Discretionary	\$ 3,815,901.68	3.71 %	0.02 %
Consumer Staples	\$ 10,482,505.98	10.18 %	0.00 %
Energy	\$ 3,406,677.91	3.31 %	0.00 %
Financials	\$ 8,461,643.38	8.22 %	0.04 %
Health Care	\$ 15,275,412.77	14.84 %	0.09 %
Industrials	\$ 30,439,945.10	29.56 %	0.03 %
Information Technology	\$ 4,546,762.56	4.42 %	0.05 %
Materials	\$ 14,305,223.85	13.89 %	0.07 %
Total	\$ 102,962,287.00	100.00 %	0.41 %



New York State Teachers' Retirement System

Transaction Details | 04/30/21 - 05/31/21

Transaction Code	Security Name	Trade Date	Settle Date	Quantity	Trade Amount
sl	Inovalon Holdings Inc. CLA	04/30/2021	05/04/2021	709	\$ 21,315.34
sl	Inovalon Holdings Inc. CLA	04/30/2021	05/04/2021	304	\$ 9,126.24
sl	Inovalon Holdings Inc. CLA	04/30/2021	05/04/2021	709	\$ 21,270.53
by	BAE Systems Plc	04/30/2021	05/05/2021	3,535	\$ 24,908.19
by	BAE Systems Plc	04/30/2021	05/05/2021	3,535	\$ 24,937.79
dv	Makita Corp	04/30/2021	06/28/2021		\$ (24,028.54)
dv	Makita Corp	04/30/2021	06/28/2021		\$ 32,969.40
by	British Pound	04/30/2021	04/30/2021	17,701	\$ 24,632.53
by	British Pound	04/30/2021	04/30/2021	18,207	\$ 25,304.77
by	PriceSmart Inc.	04/30/2021	05/04/2021	159	\$ 13,466.95
by	PriceSmart Inc.	04/30/2021	05/04/2021	106	\$ 8,927.89
by	PriceSmart Inc.	04/30/2021	05/04/2021	105	\$ 8,852.07
sl	Nutrien Ltd	05/04/2021	05/06/2021	1,295	\$ 74,198.98
sl	Nutrien Ltd	05/04/2021	05/06/2021	1,310	\$ 74,786.71
sl	Nutrien Ltd	05/04/2021	05/06/2021	1,348	\$ 77,364.05
sl	Nutrien Ltd	05/04/2021	05/06/2021	2,591	\$ 150,157.06
sl	Nutrien Ltd	05/04/2021	05/06/2021	253	\$ 14,734.34
wd	Dividend Accrual-GBP	05/04/2021	05/04/2021	30,972	\$ 43,002.80
by	BAE Systems Plc	05/04/2021	05/06/2021	3,510	\$ 24,563.54
by	BAE Systems Plc	05/04/2021	05/06/2021	2,339	\$ 16,331.88
by	PriceSmart Inc.	05/04/2021	05/06/2021	11	\$ 946.95
by	British Pound	05/04/2021	05/04/2021	17,716	\$ 24,728.23
by	British Pound	05/04/2021	05/04/2021	17,700	\$ 24,717.81
sl	Nutrien Ltd	05/05/2021	05/07/2021	739	\$ 43,322.17
sl	Nutrien Ltd	05/05/2021	05/07/2021	739	\$ 44,022.73
sl	Nutrien Ltd	05/05/2021	05/07/2021	1,725	\$ 102,060.35
by	Baidu Inc (ADR)	05/05/2021	05/07/2021	400	\$ 80,769.04
by	Baidu Inc (ADR)	05/05/2021	05/07/2021	400	\$ 80,444.84
by	BAE Systems Plc	05/05/2021	05/07/2021	5,452	\$ 38,165.27
by	BAE Systems Plc	05/05/2021	05/07/2021	3,510	\$ 24,547.24
by	BAE Systems Plc	05/05/2021	05/07/2021	4,679	\$ 32,755.62
by	British Pound	05/05/2021	05/05/2021	17,990	\$ 24,871.31



New York State Teachers' Retirement System

Transaction Details | 04/30/21 - 05/31/21

Transaction Code	Security Name	Trade Date	Settle Date	Quantity	Trade Amount
by	British Pound	05/05/2021	05/05/2021	18,011	\$ 24,890.06
sl	British Pound	05/05/2021	05/05/2021	30,972	\$ 42,970.28
by	PriceSmart Inc.	05/05/2021	05/07/2021	95	\$ 8,247.72
by	BAE Systems Plc	05/06/2021	05/10/2021	3,510	\$ 24,657.53
sl	Canadian Dollar	05/06/2021	05/06/2021	95,301	\$ 77,593.96
sl	Canadian Dollar	05/06/2021	05/06/2021	18,150	\$ 14,777.53
sl	Canadian Dollar	05/06/2021	05/06/2021	91,402	\$ 74,115.95
sl	Canadian Dollar	05/06/2021	05/06/2021	184,971	\$ 150,603.30
sl	Canadian Dollar	05/06/2021	05/06/2021	92,126	\$ 74,703.02
by	British Pound	05/06/2021	05/06/2021	11,763	\$ 16,344.23
by	British Pound	05/06/2021	05/06/2021	17,691	\$ 24,582.12
dv	HeidelbergCement AG	05/07/2021	05/11/2021		\$ 94,073.18
sl	Canadian Dollar	05/07/2021	05/07/2021	53,098	\$ 43,252.65
sl	Canadian Dollar	05/07/2021	05/07/2021	53,956	\$ 44,049.69
sl	Canadian Dollar	05/07/2021	05/07/2021	125,090	\$ 102,122.84
wd	Dividend Accrual-EUR	05/07/2021	05/07/2021	9,087	\$ 10,876.25
by	British Pound	05/07/2021	05/07/2021	27,437	\$ 38,200.94
by	British Pound	05/07/2021	05/07/2021	23,548	\$ 32,776.81
by	British Pound	05/07/2021	05/07/2021	17,647	\$ 24,570.18
sl	Oracle Corp	05/10/2021	05/12/2021	696	\$ 55,494.09
sl	Oracle Corp	05/10/2021	05/12/2021	870	\$ 69,840.46
sl	Oracle Corp	05/10/2021	05/12/2021	695	\$ 55,384.19
sl	Oracle Corp	05/10/2021	05/12/2021	1,339	\$ 107,353.37
dv	DBS Group Holdings Ltd	05/10/2021	06/25/2021		\$ 34,490.87
sl	Borgwarner Inc.	05/10/2021	05/12/2021	2,819	\$ 152,147.13
sl	Borgwarner Inc.	05/10/2021	05/12/2021	2,810	\$ 151,848.54
sl	Borgwarner Inc.	05/10/2021	05/12/2021	1,399	\$ 74,730.84
by	Baidu Inc (ADR)	05/10/2021	05/12/2021	457	\$ 84,795.94
by	Baidu Inc (ADR)	05/10/2021	05/12/2021	415	\$ 76,991.88
by	Baidu Inc (ADR)	05/10/2021	05/12/2021	528	\$ 96,889.74
dv	Schneider Electric SE	05/10/2021	05/12/2021		\$ 46,848.75
by	BAE Systems Plc	05/10/2021	05/12/2021	2,976	\$ 21,726.64



New York State Teachers' Retirement System

Transaction Details | 04/30/21 - 05/31/21

Transaction Code	Security Name	Trade Date	Settle Date	Quantity	Trade Amount
by	BAE Systems Plc	05/10/2021	05/12/2021	2,976	\$ 21,738.50
by	British Pound	05/10/2021	05/10/2021	17,752	\$ 24,664.63
sl	Borgwarner Inc.	05/11/2021	05/13/2021	1,972	\$ 102,245.31
by	BAE Systems Plc	05/11/2021	05/13/2021	13,735	\$ 98,510.02
by	Merck KGaA	05/11/2021	05/13/2021	86	\$ 14,340.80
by	Merck KGaA	05/11/2021	05/13/2021	114	\$ 19,159.73
sl	Euro	05/11/2021	05/11/2021	9,087	\$ 11,044.18
wd	Dividend Accrual-EUR	05/11/2021	05/11/2021	77,478	\$ 94,119.50
by	BAE Systems Plc	05/12/2021	05/14/2021	3,649	\$ 26,406.51
by	BAE Systems Plc	05/12/2021	05/14/2021	4,014	\$ 28,837.57
wd	Dividend Accrual-EUR	05/12/2021	05/12/2021	38,527	\$ 46,802.43
by	British Pound	05/12/2021	05/12/2021	15,373	\$ 21,763.87
by	British Pound	05/12/2021	05/12/2021	15,365	\$ 21,751.99
by	Hain Celestial Group Inc.	05/13/2021	05/17/2021	1,145	\$ 46,608.95
wd	Dividend Accrual-GBP	05/13/2021	05/13/2021	30,294	\$ 42,549.66
by	Baidu Inc (ADR)	05/13/2021	05/17/2021	563	\$ 102,277.06
by	Baidu Inc (ADR)	05/13/2021	05/17/2021	437	\$ 77,978.80
by	BAE Systems Plc	05/13/2021	05/17/2021	3,650	\$ 25,874.84
by	Merck KGaA	05/13/2021	05/17/2021	535	\$ 89,083.22
by	Merck KGaA	05/13/2021	05/17/2021	765	\$ 127,759.98
by	Euro	05/13/2021	05/13/2021	15,754	\$ 19,184.30
by	Euro	05/13/2021	05/13/2021	11,792	\$ 14,363.80
sl	Euro	05/13/2021	05/13/2021	77,478	\$ 93,482.80
by	ConvaTec Group PLC	05/13/2021	05/13/2021	15,377	\$ 42,549.66
by	British Pound	05/13/2021	05/13/2021	69,645	\$ 98,652.79
sl	ASICS Corporation	05/14/2021	05/18/2021	6,095	\$ 121,122.11
by	Hain Celestial Group Inc.	05/14/2021	05/18/2021	939	\$ 38,528.11
by	Hain Celestial Group Inc.	05/14/2021	05/18/2021	916	\$ 37,559.39
dv	Vinda Int'l	05/14/2021	05/31/2021		\$ 31,580.31
sl	Euro	05/14/2021	05/14/2021	38,527	\$ 46,487.75
by	British Pound	05/14/2021	05/14/2021	18,732	\$ 26,404.64
by	British Pound	05/14/2021	05/14/2021	20,457	\$ 28,790.52



New York State Teachers' Retirement System

Transaction Details | 04/30/21 - 05/31/21

Transaction Code	Security Name	Trade Date	Settle Date	Quantity	Trade Amount
sl	ASICS Corporation	05/17/2021	05/19/2021	1,529	\$ 32,318.04
sl	ASICS Corporation	05/17/2021	05/19/2021	1,112	\$ 24,277.19
sl	ASICS Corporation	05/17/2021	05/19/2021	2,264	\$ 49,527.71
by	Euro	05/17/2021	05/17/2021	73,781	\$ 89,142.24
by	Euro	05/17/2021	05/17/2021	105,814	\$ 127,844.63
by	British Pound	05/17/2021	05/17/2021	18,422	\$ 25,877.61
sl	ASICS Corporation	05/18/2021	05/20/2021	2,585	\$ 56,314.79
by	BAE Systems Plc	05/18/2021	05/20/2021	3,257	\$ 24,244.14
by	BAE Systems Plc	05/18/2021	05/20/2021	3,743	\$ 27,830.65
dv	Galp Energia SA	05/18/2021	05/20/2021		\$ 87,786.62
sl	Japanese Yen	05/18/2021	05/18/2021	13,254,998	\$ 121,144.25
sl	ASICS Corporation	05/19/2021	05/21/2021	1,347	\$ 28,548.07
sl	ASICS Corporation	05/19/2021	05/21/2021	1,882	\$ 39,968.21
sl	Japanese Yen	05/19/2021	05/19/2021	3,528,645	\$ 32,288.47
sl	Japanese Yen	05/19/2021	05/19/2021	5,407,683	\$ 49,482.39
sl	Japanese Yen	05/19/2021	05/19/2021	2,650,705	\$ 24,254.98
sl	ASICS Corporation	05/20/2021	05/24/2021	186	\$ 3,956.54
dv	GlaxoSmithKline PLC (ADR)	05/20/2021	07/08/2021		\$ 56,880.60
wd	Dividend Accrual-EUR	05/20/2021	05/20/2021	71,847	\$ 87,786.62
sl	Japanese Yen	05/20/2021	05/20/2021	6,132,399	\$ 56,240.93
by	British Pound	05/20/2021	05/20/2021	17,061	\$ 24,226.22
by	British Pound	05/20/2021	05/20/2021	19,585	\$ 27,829.67
sl	Japanese Yen	05/21/2021	05/21/2021	3,100,178	\$ 28,405.78
sl	Japanese Yen	05/21/2021	05/21/2021	4,340,348	\$ 39,857.00
sl	Euro	05/24/2021	05/24/2021	71,847	\$ 87,375.66
sl	Japanese Yen	05/24/2021	05/24/2021	430,669	\$ 3,953.34
wd	Dividend Accrual-SGD	05/24/2021	05/24/2021	45,676	\$ 34,307.92
dv	ConvaTec Group PLC	05/25/2021	05/25/2021		\$ 0.13
sl	British Pound	05/25/2021	05/25/2021	0	\$ 0.13
by	DBS Group Holdings Ltd	05/26/2021	05/26/2021	1,587	\$ 34,486.96
dv	Borgwarner Inc.	05/28/2021	06/15/2021		\$ 7,128.95
wd	Dividend Accrual-HKD	05/31/2021	05/31/2021	245,264	\$ 31,580.31