



New York State Teachers' Retirement System

04/30/2021



New York State Teachers' Retirement System

Holding Details | 04/30/2021

Quantity	Security	Cost	Local Price	Net Amount Local	Market Value	Percent of Assets	Risk Country	Sector Name	Industry Name
Cash and Equiv.									
(71,417.58)	British Pound	\$ (99,170.53)	1.00	(71,417.58)	\$ (98,881.21)	(0.1 %)	United Kingdom	Cash & Equivalents	Cash & Equivalents
9,087.39	Dividend Accrual-EUR	\$ 10,876.25	1.00	9,087.39	\$ 10,939.40	0.0 %	Europe	Cash & Equivalents	Cash & Equivalents
90,420.51	Dividend Accrual-GBP	\$ 124,759.77	1.00	90,420.51	\$ 125,191.72	0.1 %	United Kingdom	Cash & Equivalents	Cash & Equivalents
6,651,520.00	Dividend Accrual-JPY	\$ 60,600.06	1.00	6,651,520.00	\$ 60,852.84	0.1 %	Japan	Cash & Equivalents	Cash & Equivalents
45,676.26	Dividend Accrual-SGD	\$ 34,124.96	1.00	45,676.26	\$ 34,332.73	0.0 %	Singapore	Cash & Equivalents	Cash & Equivalents
3,164,553.03	United States Dollar	\$ 3,164,553.03		3,164,553.03	\$ 3,164,553.03	3.2 %	United States	Cash & Equivalents	Cash & Equivalents
Sub Total		\$ 3,295,743.54			\$ 3,296,988.51	3.3 %			
Equity									
86,390.00	ASICS Corporation	\$ 988,847.11	1,735.00	149,886,650.00	\$ 1,371,269.84	1.4 %	Japan	Consumer Discretionary	Consumer Durables & Apparel
287,000.00	BAE Systems PLC	\$ 2,022,467.26	5.06	1,452,794.00	\$ 2,011,465.93	2.0 %	United Kingdom	Industrials	Capital Goods
13,083.00	Baidu Inc (ADR)	\$ 2,219,479.71	210.33	2,751,747.39	\$ 2,751,747.39	2.8 %	China	Communication Services	Media & Entertainment
954,296.00	Becle SAB de CV	\$ 1,874,680.44	48.31	46,102,039.76	\$ 2,285,163.93	2.3 %	Mexico	Consumer Staples	Food, Beverage & Tobacco
56,646.00	Booz Allen Hamilton Holdings	\$ 4,517,896.56	82.95	4,698,785.70	\$ 4,698,785.70	4.8 %	United States	Industrials	Commercial & Professional Services
50,935.00	Borgwarner Inc.	\$ 1,746,051.80	48.58	2,474,422.30	\$ 2,474,422.30	2.5 %	United States	Consumer Discretionary	Automobiles & Components
121,977.00	Bureau Veritas SA	\$ 2,703,611.16	24.87	3,033,567.99	\$ 3,651,809.14	3.7 %	France	Industrials	Commercial & Professional Services
1,064,821.00	ConvaTec Group PLC	\$ 2,708,562.17	2.18	2,323,439.42	\$ 3,216,918.05	3.3 %	United Kingdom	Health Care	Health Care Equipment & Services
253,757.00	DBS Group Holdings Ltd	\$ 3,955,421.79	29.91	7,589,871.87	\$ 5,704,954.80	5.8 %	Singapore	Financials	Banks
36,300.00	DKSH Holding AG	\$ 2,300,569.44	73.45	2,666,235.00	\$ 2,923,343.02	3.0 %	Switzerland	Industrials	Commercial & Professional Services
774,295.00	DS Smith PLC	\$ 3,143,025.13	4.21	3,258,233.36	\$ 4,511,187.00	4.6 %	United Kingdom	Materials	Materials



New York State Teachers' Retirement System

Holding Details | 04/30/2021

Quantity	Security	Cost	Local Price	Net Amount Local	Market Value	Percent of Assets	Risk Country	Sector Name	Industry Name
49,181.00	Ebara Corporation	\$ 1,508,989.31	4,670.00	229,675,270.00	\$ 2,101,232.97	2.1 %	Japan	Industrials	Capital Goods
23,489.00	FTI Consulting Inc.	\$ 2,457,732.66	138.85	3,261,447.65	\$ 3,261,447.65	3.3 %	United States	Industrials	Commercial & Professional Services
273,704.00	Galp Energia SA	\$ 3,163,422.20	9.61	2,630,295.44	\$ 3,166,349.65	3.2 %	Portugal	Energy	Energy
57,010.00	Glanbia PLC	\$ 573,823.53	12.24	697,802.40	\$ 840,014.53	0.9 %	Ireland	Consumer Staples	Food, Beverage & Tobacco
107,923.00	GlaxoSmithKline PLC (ADR)	\$ 4,258,290.08	37.34	4,029,844.82	\$ 4,029,844.82	4.1 %	United Kingdom	Health Care	Pharmaceuticals, Biotechnology & Life Sciences
63,728.00	Hain Celestial Group Inc.	\$ 2,148,760.91	41.01	2,613,485.28	\$ 2,613,485.28	2.7 %	United States	Consumer Staples	Food, Beverage & Tobacco
47,833.00	HeidelbergCement AG	\$ 2,651,035.22	76.22	3,645,831.26	\$ 4,388,851.67	4.5 %	Germany	Materials	Materials
147,515.00	ICICI Bank Ltd (ADR)	\$ 1,512,583.80	16.30	2,404,494.50	\$ 2,404,494.50	2.4 %	India	Financials	Banks
50,000.00	Inovalon Holdings Inc. CLA	\$ 935,133.22	30.21	1,510,500.00	\$ 1,510,500.00	1.5 %	United States	Health Care	Health Care Equipment & Services
153,349.00	Interpublic Group of Companies Inc.	\$ 2,568,595.75	31.75	4,868,830.75	\$ 4,868,830.75	4.9 %	United States	Communication Services	Media & Entertainment
61,080.00	Makita Corp	\$ 2,228,467.19	4,915.00	300,208,200.00	\$ 2,746,518.46	2.8 %	Japan	Industrials	Capital Goods
861,100.00	Malaysia Airports Holdings Berhad	\$ 1,090,214.47	5.99	5,157,989.00	\$ 1,259,151.69	1.3 %	Malaysia	Industrials	Transportation
14,927.00	Merck KGaA	\$ 1,983,725.72	146.15	2,181,581.05	\$ 2,626,187.27	2.7 %	Germany	Health Care	Pharmaceuticals, Biotechnology & Life Sciences
96,655.00	Nutrien Ltd	\$ 3,424,742.47	67.85	6,558,041.75	\$ 5,330,874.45	5.4 %	Canada	Materials	Materials
61,344.00	Oracle Corp	\$ 3,600,113.58	75.79	4,649,261.76	\$ 4,649,261.76	4.7 %	United States	Information Technology	Software & Services
25,903.00	PriceSmart Inc.	\$ 2,033,795.33	84.04	2,176,888.12	\$ 2,176,888.12	2.2 %	United States	Consumer Staples	Food & Staples Retailing
217,700.00	Santen Pharmaceutical Co Ltd.	\$ 4,072,492.58	1,400.00	304,780,000.00	\$ 2,788,344.54	2.8 %	Japan	Health Care	Pharmaceuticals, Biotechnology & Life Sciences
17,433.00	Schneider Electric SE	\$ 1,878,591.06	133.02	2,318,937.66	\$ 2,791,537.15	2.8 %	France	Industrials	Capital Goods
662,875.00	Vinda Int'l	\$ 1,870,302.09	27.65	18,328,493.75	\$ 2,359,836.19	2.4 %	China	Consumer Staples	Household & Personal Products



New York State Teachers' Retirement System

Holding Details | 04/30/2021

Quantity	Security	Cost	Local Price	Net Amount Local	Market Value	Percent of Assets	Risk Country	Sector Name	Industry Name
138,568.00	Weir Group PLC	\$ 1,937,140.79	19.17	2,656,348.56	\$ 3,677,847.40	3.7 %	United Kingdom	Industrials	Capital Goods
Sub Total		\$ 74,078,564.56			\$ 95,192,565.96	96.7 %			
Total Portfolio		\$ 77,374,308.10			\$ 98,489,554.46	100.0 %			



New York State Teachers' Retirement System

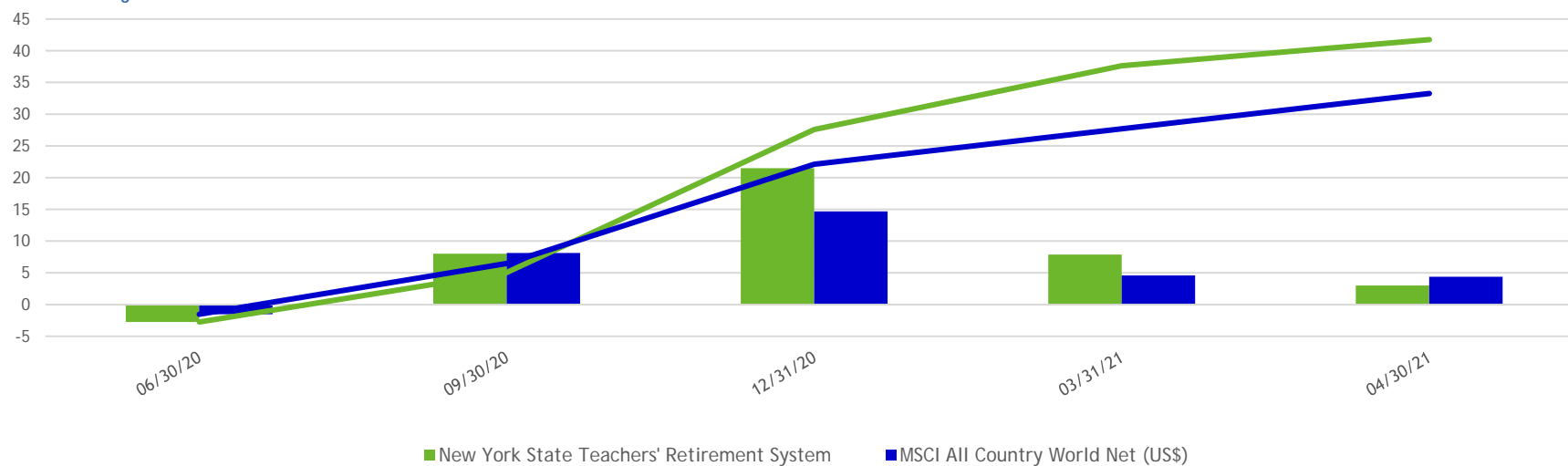
Performance Overview | 04/30/2021

Performance

	Month to Date	Quarter to Date	Year to Date	Since Inception
Total Portfolio	2.99 %	2.99 %	11.10 %	41.75 %
MSCI All Country World Net (US\$)	4.37 %	4.37 %	9.14 %	33.27 %

Returns over one year are annualized. Note: Account Inception Date 06/23/20.

Time Weighted Return

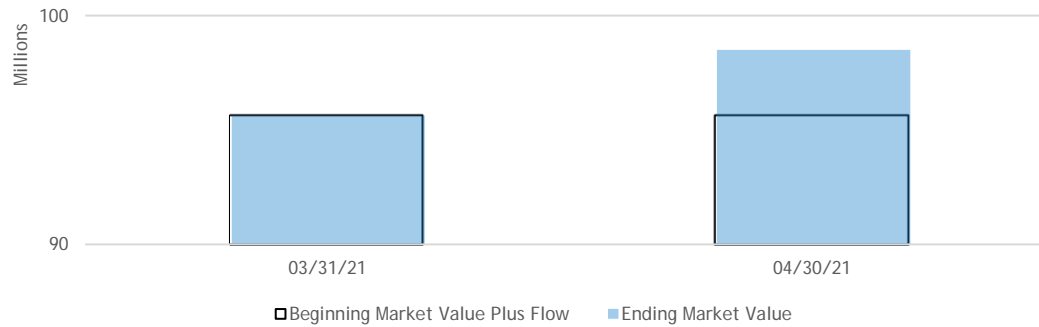


Performance is gross of fees



Portfolio Overview | 04/30/2021

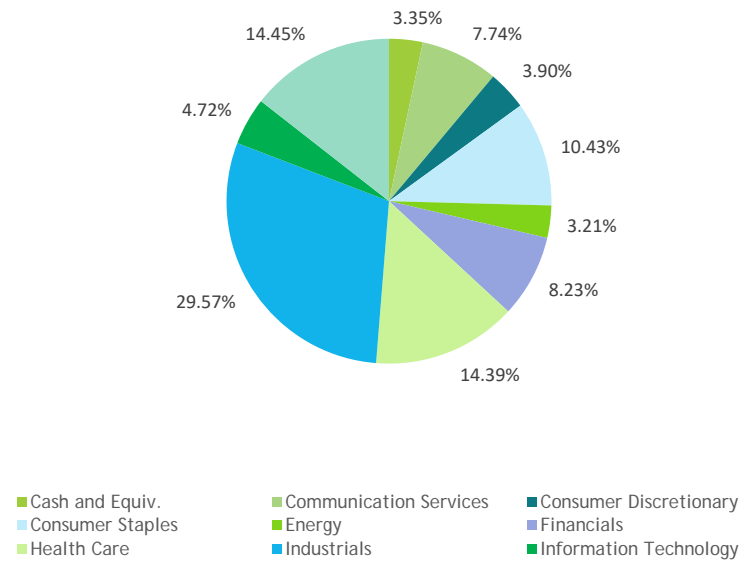
Change in Portfolio



Activity Summary

	Month to Date
Beginning Value	95,632,125.88
Net Contributions / Withdrawals	0.00
Realized Gains	111,283.88
Unrealized Gains	2,537,782.63
Income Received	208,362.08
Ending Value	98,489,554.46

Portfolio Allocation



Sector	Market Value	Percent of Assets	Current Yield
Cash and Equiv.	\$ 3,296,988.51	3.35 %	0.00 %
Communication Services	\$ 7,620,578.14	7.74 %	0.11 %
Consumer Discretionary	\$ 3,845,692.14	3.90 %	0.03 %
Consumer Staples	\$ 10,275,388.06	10.43 %	0.00 %
Energy	\$ 3,166,349.65	3.21 %	0.00 %
Financials	\$ 8,109,449.30	8.23 %	0.05 %
Health Care	\$ 14,171,794.68	14.39 %	0.10 %
Industrials	\$ 29,123,139.12	29.57 %	0.03 %
Information Technology	\$ 4,649,261.76	4.72 %	0.06 %
Materials	\$ 14,230,913.12	14.45 %	0.08 %
Total	\$ 98,489,554.46	100.00 %	0.45 %



New York State Teachers' Retirement System

Transaction Details | 03/31/21 - 04/30/21

Transaction Code	Security Name	Trade Date	Settle Date	Quantity	Trade Amount
by	BAE Systems Plc	03/31/2021	04/06/2021	10,891	\$ 76,779.20
by	BAE Systems Plc	03/31/2021	04/06/2021	4,807	\$ 33,711.11
by	BAE Systems Plc	03/31/2021	04/06/2021	5,445	\$ 38,185.94
by	BAE Systems Plc	04/01/2021	04/07/2021	3,325	\$ 23,609.18
by	BAE Systems Plc	04/01/2021	04/07/2021	5,401	\$ 38,309.48
dv	ConvaTec Group PLC	04/01/2021	05/13/2021		\$ 41,869.56
sl	Inovalon Holdings Inc. CLA	04/06/2021	04/08/2021	305	\$ 9,163.10
sl	Inovalon Holdings Inc. CLA	04/06/2021	04/08/2021	466	\$ 14,204.53
by	BAE Systems Plc	04/06/2021	04/08/2021	3,611	\$ 26,178.76
by	BAE Systems Plc	04/06/2021	04/08/2021	2,421	\$ 17,619.38
by	British Pound	04/06/2021	04/06/2021	27,677	\$ 38,224.69
by	British Pound	04/06/2021	04/06/2021	24,434	\$ 33,745.31
by	British Pound	04/06/2021	04/06/2021	55,649	\$ 76,840.42
dv	Oracle Corp	04/07/2021	04/22/2021		\$ 21,676.16
dv	DBS Group Holdings Ltd	04/07/2021	05/24/2021		\$ 34,124.96
by	BAE Systems Plc	04/07/2021	04/09/2021	4,629	\$ 33,801.77
by	BAE Systems Plc	04/07/2021	04/09/2021	3,085	\$ 22,506.48
by	British Pound	04/07/2021	04/07/2021	27,718	\$ 38,348.28
by	British Pound	04/07/2021	04/07/2021	17,082	\$ 23,633.10
by	PriceSmart Inc.	04/07/2021	04/09/2021	1,000	\$ 95,362.90
sl	Inovalon Holdings Inc. CLA	04/08/2021	04/12/2021	406	\$ 12,270.47
sl	Inovalon Holdings Inc. CLA	04/08/2021	04/12/2021	585	\$ 17,541.13
by	BAE Systems Plc	04/08/2021	04/12/2021	3,086	\$ 22,413.40
by	BAE Systems Plc	04/08/2021	04/12/2021	2,313	\$ 16,839.95
by	BAE Systems Plc	04/08/2021	04/12/2021	1,543	\$ 11,223.62
by	BAE Systems Plc	04/08/2021	04/12/2021	1,443	\$ 10,470.59
dv	GlaxoSmithKline PLC (ADR)	04/08/2021	04/08/2021		\$ (62,813.64)
dv	GlaxoSmithKline PLC (ADR)	04/08/2021	04/08/2021		\$ 62,931.27
wd	Dividend Accrual-USD	04/08/2021	04/08/2021	62,931	\$ 62,931.27
by	British Pound	04/08/2021	04/08/2021	18,886	\$ 26,121.16



New York State Teachers' Retirement System

Transaction Details | 03/31/21 - 04/30/21

Transaction Code	Security Name	Trade Date	Settle Date	Quantity	Trade Amount
by	British Pound	04/08/2021	04/08/2021	12,711	\$ 17,580.61
dv	DS Smith PLC	04/08/2021	05/04/2021		\$ 42,524.28
sl	Inovalon Holdings Inc. CLA	04/09/2021	04/13/2021	48	\$ 1,439.66
by	British Pound	04/09/2021	04/09/2021	16,324	\$ 22,457.50
by	British Pound	04/09/2021	04/09/2021	24,517	\$ 33,762.54
by	PriceSmart Inc.	04/09/2021	04/13/2021	91	\$ 8,068.92
by	PriceSmart Inc.	04/09/2021	04/13/2021	16	\$ 1,378.33
by	PriceSmart Inc.	04/09/2021	04/13/2021	185	\$ 16,471.73
sl	Inovalon Holdings Inc. CLA	04/12/2021	04/14/2021	593	\$ 17,790.74
sl	Inovalon Holdings Inc. CLA	04/12/2021	04/14/2021	811	\$ 24,321.77
sl	Inovalon Holdings Inc. CLA	04/12/2021	04/14/2021	116	\$ 3,484.07
by	ICICI Bank Ltd (ADR)	04/12/2021	04/14/2021	1,162	\$ 16,674.12
by	ICICI Bank Ltd (ADR)	04/12/2021	04/14/2021	989	\$ 14,240.91
by	ICICI Bank Ltd (ADR)	04/12/2021	04/14/2021	849	\$ 12,193.59
by	PriceSmart Inc.	04/12/2021	04/14/2021	70	\$ 6,210.27
by	PriceSmart Inc.	04/12/2021	04/14/2021	114	\$ 10,124.59
by	PriceSmart Inc.	04/12/2021	04/14/2021	29	\$ 2,597.47
by	British Pound	04/12/2021	04/12/2021	12,265	\$ 16,862.03
by	British Pound	04/12/2021	04/12/2021	16,324	\$ 22,483.60
by	British Pound	04/12/2021	04/12/2021	8,175	\$ 11,242.42
by	British Pound	04/12/2021	04/12/2021	7,626	\$ 10,484.32
sl	Inovalon Holdings Inc. CLA	04/13/2021	04/15/2021	59	\$ 1,768.22
by	PriceSmart Inc.	04/13/2021	04/15/2021	123	\$ 11,014.33
by	PriceSmart Inc.	04/13/2021	04/15/2021	135	\$ 12,069.72
by	Hain Celestial Group Inc.	04/14/2021	04/16/2021	391	\$ 16,938.01
by	Hain Celestial Group Inc.	04/14/2021	04/16/2021	337	\$ 14,526.39
by	Hain Celestial Group Inc.	04/14/2021	04/16/2021	336	\$ 14,426.19
by	Hain Celestial Group Inc.	04/14/2021	04/16/2021	336	\$ 14,383.96
by	PriceSmart Inc.	04/14/2021	04/16/2021	117	\$ 10,471.58
sl	Oracle Corp	04/15/2021	04/19/2021	1,754	\$ 136,729.74



New York State Teachers' Retirement System

Transaction Details | 03/31/21 - 04/30/21

Transaction Code	Security Name	Trade Date	Settle Date	Quantity	Trade Amount
sl	Oracle Corp	04/15/2021	04/19/2021	1,753	\$ 136,900.36
sl	Inovalon Holdings Inc. CLA	04/15/2021	04/19/2021	609	\$ 18,254.02
sl	Inovalon Holdings Inc. CLA	04/15/2021	04/19/2021	406	\$ 12,166.49
sl	Oracle Corp	04/15/2021	04/19/2021	2,887	\$ 225,587.29
sl	DKSH Holding AG	04/15/2021	04/19/2021	129	\$ 10,525.51
by	Baidu Inc (ADR)	04/15/2021	04/19/2021	432	\$ 91,975.09
by	Baidu Inc (ADR)	04/15/2021	04/19/2021	152	\$ 31,942.07
by	Baidu Inc (ADR)	04/15/2021	04/19/2021	222	\$ 46,592.54
by	Baidu Inc (ADR)	04/15/2021	04/19/2021	954	\$ 200,025.28
dv	Nutrien Ltd	04/15/2021	04/15/2021		\$ (44,461.30)
dv	Nutrien Ltd	04/15/2021	04/15/2021		\$ 44,613.85
by	BAE Systems Plc	04/15/2021	04/19/2021	15,964	\$ 116,105.81
wd	Dividend Accrual-CAD	04/15/2021	04/15/2021	55,910	\$ 44,613.85
by	PriceSmart Inc.	04/15/2021	04/19/2021	90	\$ 8,030.11
by	PriceSmart Inc.	04/15/2021	04/19/2021	90	\$ 8,078.53
sl	Inovalon Holdings Inc. CLA	04/16/2021	04/20/2021	507	\$ 14,984.31
sl	Inovalon Holdings Inc. CLA	04/16/2021	04/20/2021	913	\$ 27,053.24
sl	Inovalon Holdings Inc. CLA	04/16/2021	04/20/2021	2,027	\$ 60,464.49
sl	Inovalon Holdings Inc. CLA	04/16/2021	04/20/2021	1,013	\$ 30,250.55
sl	Inovalon Holdings Inc. CLA	04/16/2021	04/20/2021	203	\$ 6,038.20
sl	DKSH Holding AG	04/16/2021	04/20/2021	324	\$ 26,425.34
sl	DKSH Holding AG	04/16/2021	04/20/2021	258	\$ 21,054.37
sl	DKSH Holding AG	04/16/2021	04/20/2021	280	\$ 22,828.48
sl	DKSH Holding AG	04/16/2021	04/20/2021	1,078	\$ 87,811.51
by	Baidu Inc (ADR)	04/16/2021	04/20/2021	74	\$ 15,760.47
by	Baidu Inc (ADR)	04/16/2021	04/20/2021	297	\$ 63,691.98
by	BAE Systems Plc	04/16/2021	04/20/2021	5,203	\$ 37,845.88
by	BAE Systems Plc	04/16/2021	04/20/2021	5,203	\$ 37,780.01
sl	Canadian Dollar	04/16/2021	04/16/2021	55,910	\$ 44,526.80
sl	Inovalon Holdings Inc. CLA	04/19/2021	04/21/2021	811	\$ 23,909.45



New York State Teachers' Retirement System

Transaction Details | 03/31/21 - 04/30/21

Transaction Code	Security Name	Trade Date	Settle Date	Quantity	Trade Amount
sl	DKSH Holding AG	04/19/2021	04/21/2021	614	\$ 50,149.18
by	BAE Systems Plc	04/19/2021	04/21/2021	4,163	\$ 30,586.00
by	BAE Systems Plc	04/19/2021	04/21/2021	5,204	\$ 38,317.15
by	ICICI Bank Ltd (ADR)	04/19/2021	04/21/2021	535	\$ 7,990.60
by	ICICI Bank Ltd (ADR)	04/19/2021	04/21/2021	1,914	\$ 28,554.20
by	ICICI Bank Ltd (ADR)	04/19/2021	04/21/2021	2,393	\$ 35,683.46
by	ICICI Bank Ltd (ADR)	04/19/2021	04/21/2021	2,681	\$ 40,053.87
by	ICICI Bank Ltd (ADR)	04/19/2021	04/21/2021	1,563	\$ 23,375.45
sl	Switzerland Franc	04/19/2021	04/19/2021	9,705	\$ 10,511.04
by	PriceSmart Inc.	04/19/2021	04/21/2021	68	\$ 5,916.37
by	British Pound	04/19/2021	04/19/2021	84,177	\$ 116,173.15
sl	Inovalon Holdings Inc. CLA	04/20/2021	04/22/2021	710	\$ 20,966.19
sl	Inovalon Holdings Inc. CLA	04/20/2021	04/22/2021	710	\$ 20,953.84
sl	DKSH Holding AG	04/20/2021	04/22/2021	317	\$ 25,822.58
by	BAE Systems Plc	04/20/2021	04/22/2021	5,203	\$ 38,188.72
by	BAE Systems Plc	04/20/2021	04/22/2021	12,490	\$ 90,817.47
sl	Switzerland Franc	04/20/2021	04/20/2021	24,284	\$ 26,393.75
sl	Switzerland Franc	04/20/2021	04/20/2021	80,694	\$ 87,658.89
sl	Switzerland Franc	04/20/2021	04/20/2021	20,978	\$ 22,792.51
sl	Switzerland Franc	04/20/2021	04/20/2021	19,348	\$ 21,029.19
by	ICICI Bank Ltd (ADR)	04/20/2021	04/22/2021	957	\$ 14,189.06
by	ICICI Bank Ltd (ADR)	04/20/2021	04/22/2021	957	\$ 14,092.02
by	British Pound	04/20/2021	04/20/2021	27,385	\$ 37,865.05
by	British Pound	04/20/2021	04/20/2021	27,337	\$ 37,807.35
by	PriceSmart Inc.	04/20/2021	04/22/2021	139	\$ 11,986.32
by	PriceSmart Inc.	04/20/2021	04/22/2021	63	\$ 5,403.97
sl	Inovalon Holdings Inc. CLA	04/21/2021	04/23/2021	50	\$ 1,471.99
by	BAE Systems Plc	04/21/2021	04/23/2021	4,163	\$ 30,432.78
by	BAE Systems Plc	04/21/2021	04/23/2021	4,163	\$ 30,724.95
by	BAE Systems Plc	04/21/2021	04/23/2021	3,122	\$ 23,051.86



New York State Teachers' Retirement System

Transaction Details | 03/31/21 - 04/30/21

Transaction Code	Security Name	Trade Date	Settle Date	Quantity	Trade Amount
sl	Switzerland Franc	04/21/2021	04/21/2021	45,909	\$ 50,116.34
by	PriceSmart Inc.	04/21/2021	04/23/2021	63	\$ 5,421.47
by	PriceSmart Inc.	04/21/2021	04/23/2021	116	\$ 10,053.52
by	British Pound	04/21/2021	04/21/2021	21,867	\$ 30,596.94
by	British Pound	04/21/2021	04/21/2021	27,395	\$ 38,330.85
sl	Inovalon Holdings Inc. CLA	04/22/2021	04/26/2021	41	\$ 1,209.85
dv	BAE Systems Plc	04/22/2021	06/01/2021		\$ 40,365.93
by	BAE Systems Plc	04/22/2021	04/26/2021	3,122	\$ 22,056.63
by	BAE Systems Plc	04/22/2021	04/26/2021	6,444	\$ 44,973.55
by	BAE Systems Plc	04/22/2021	04/26/2021	5,633	\$ 39,203.88
by	BAE Systems Plc	04/22/2021	04/26/2021	6,759	\$ 47,087.31
sl	Switzerland Franc	04/22/2021	04/22/2021	23,602	\$ 25,771.55
wd	Dividend Accrual-USD	04/22/2021	04/22/2021	21,676	\$ 21,676.16
by	British Pound	04/22/2021	04/22/2021	27,375	\$ 38,238.00
by	British Pound	04/22/2021	04/22/2021	65,102	\$ 90,850.02
by	BAE Systems Plc	04/23/2021	04/27/2021	5,633	\$ 38,718.30
by	BAE Systems Plc	04/23/2021	04/27/2021	11,441	\$ 79,135.35
by	British Pound	04/23/2021	04/23/2021	16,549	\$ 23,070.89
by	British Pound	04/23/2021	04/23/2021	22,057	\$ 30,750.32
by	British Pound	04/23/2021	04/23/2021	21,848	\$ 30,457.91
sl	Inovalon Holdings Inc. CLA	04/26/2021	04/28/2021	406	\$ 11,931.78
sl	Inovalon Holdings Inc. CLA	04/26/2021	04/28/2021	507	\$ 14,977.46
by	Hain Celestial Group Inc.	04/26/2021	04/28/2021	2,500	\$ 101,723.00
by	BAE Systems Plc	04/26/2021	04/28/2021	3,380	\$ 23,386.40
by	BAE Systems Plc	04/26/2021	04/28/2021	3,084	\$ 21,391.48
by	BAE Systems Plc	04/26/2021	04/28/2021	4,818	\$ 33,550.55
dv	Merck KGaA	04/26/2021	04/28/2021		\$ 18,590.15
by	British Pound	04/26/2021	04/26/2021	28,315	\$ 39,244.94
by	British Pound	04/26/2021	04/26/2021	32,482	\$ 45,020.65
by	British Pound	04/26/2021	04/26/2021	15,931	\$ 22,078.14



New York State Teachers' Retirement System

Transaction Details | 03/31/21 - 04/30/21

Transaction Code	Security Name	Trade Date	Settle Date	Quantity	Trade Amount
by	British Pound	04/26/2021	04/26/2021	34,009	\$ 47,099.22
sl	Inovalon Holdings Inc. CLA	04/27/2021	04/29/2021	644	\$ 18,946.64
sl	Inovalon Holdings Inc. CLA	04/27/2021	04/29/2021	609	\$ 18,019.84
by	BAE Systems Plc	04/27/2021	04/29/2021	3,373	\$ 23,341.15
by	BAE Systems Plc	04/27/2021	04/29/2021	3,854	\$ 26,681.68
by	BAE Systems Plc	04/27/2021	04/29/2021	4,262	\$ 29,518.70
by	British Pound	04/27/2021	04/27/2021	27,978	\$ 38,838.60
by	British Pound	04/27/2021	04/27/2021	57,183	\$ 79,438.42
sl	Inovalon Holdings Inc. CLA	04/28/2021	04/30/2021	406	\$ 11,971.05
sl	Inovalon Holdings Inc. CLA	04/28/2021	04/30/2021	406	\$ 11,958.42
by	BAE Systems Plc	04/28/2021	04/30/2021	3,535	\$ 24,614.83
by	BAE Systems Plc	04/28/2021	04/30/2021	3,643	\$ 25,319.34
by	British Pound	04/28/2021	04/28/2021	24,150	\$ 33,580.74
by	British Pound	04/28/2021	04/28/2021	15,398	\$ 21,407.64
by	British Pound	04/28/2021	04/28/2021	16,834	\$ 23,404.07
by	PriceSmart Inc.	04/28/2021	04/30/2021	155	\$ 13,111.28
by	PriceSmart Inc.	04/28/2021	04/30/2021	70	\$ 5,911.23
sl	Interpublic Group of Companies Inc.	04/28/2021	04/30/2021	10,220	\$ 317,402.95
sl	Interpublic Group of Companies Inc.	04/28/2021	04/30/2021	617	\$ 19,207.48
sl	Interpublic Group of Companies Inc.	04/28/2021	04/30/2021	1,550	\$ 48,217.15
sl	Interpublic Group of Companies Inc.	04/28/2021	04/30/2021	2,388	\$ 74,496.85
sl	Interpublic Group of Companies Inc.	04/28/2021	04/30/2021	1,725	\$ 53,563.73
wd	Dividend Accrual-EUR	04/28/2021	04/28/2021	15,386	\$ 18,414.75
sl	Inovalon Holdings Inc. CLA	04/29/2021	05/03/2021	607	\$ 18,264.60
sl	Inovalon Holdings Inc. CLA	04/29/2021	05/03/2021	304	\$ 9,049.18
by	BAE Systems Plc	04/29/2021	05/04/2021	3,536	\$ 24,684.18
by	BAE Systems Plc	04/29/2021	05/04/2021	3,535	\$ 24,706.97
by	PriceSmart Inc.	04/29/2021	05/03/2021	140	\$ 11,903.85
by	PriceSmart Inc.	04/29/2021	05/03/2021	159	\$ 13,571.86
by	British Pound	04/29/2021	04/29/2021	19,175	\$ 26,687.43



New York State Teachers' Retirement System

Transaction Details | 03/31/21 - 04/30/21

Transaction Code	Security Name	Trade Date	Settle Date	Quantity	Trade Amount
by	British Pound	04/29/2021	04/29/2021	16,774	\$ 23,354.57
by	British Pound	04/29/2021	04/29/2021	21,214	\$ 29,525.06
sl	Euro	04/29/2021	04/29/2021	15,386	\$ 18,581.38
sl	Inovalon Holdings Inc. CLA	04/30/2021	05/04/2021	709	\$ 21,315.34
sl	Inovalon Holdings Inc. CLA	04/30/2021	05/04/2021	304	\$ 9,126.24
sl	Inovalon Holdings Inc. CLA	04/30/2021	05/04/2021	709	\$ 21,270.53
by	BAE Systems Plc	04/30/2021	05/05/2021	3,535	\$ 24,908.19
by	BAE Systems Plc	04/30/2021	05/05/2021	3,535	\$ 24,937.79
by	British Pound	04/30/2021	04/30/2021	18,207	\$ 25,304.77
by	PriceSmart Inc.	04/30/2021	05/04/2021	159	\$ 13,466.95
by	PriceSmart Inc.	04/30/2021	05/04/2021	106	\$ 8,927.89
by	PriceSmart Inc.	04/30/2021	05/04/2021	105	\$ 8,852.07
by	British Pound	04/30/2021	04/30/2021	17,701	\$ 24,632.53
dv	Makita Corp	04/30/2021	06/28/2021		\$ (24,028.54)
dv	Makita Corp	04/30/2021	06/28/2021		\$ 32,969.40