



# New York State Teachers' Retirement System

03/31/2021



# New York State Teachers' Retirement System

Holding Details | 03/31/2021

Quantity	Security	Cost	Local Price	Net Amount Local	Market Value	Percent of Assets	Risk Country	Sector Name	Industry Name
<b>Cash and Equiv.</b>									
(107,759.84)	British Pound	\$ (148,676.25)	1.00	(107,759.84)	\$ (148,676.25)	(0.2 %)	United Kingdom	Cash & Equivalents	Cash & Equivalents
9,087.39	Dividend Accrual-EUR	\$ 10,700.86	1.00	9,087.39	\$ 10,680.41	0.0 %	Europe	Cash & Equivalents	Cash & Equivalents
5,674,240.00	Dividend Accrual-JPY	\$ 51,441.37	1.00	5,674,240.00	\$ 51,350.59	0.1 %	Japan	Cash & Equivalents	Cash & Equivalents
107,274.94	Dividend Accrual-USD	\$ 107,274.94		107,274.94	\$ 107,274.94	0.1 %	United States	Cash & Equivalents	Cash & Equivalents
3,702,901.97	United States Dollar	\$ 3,702,901.97		3,702,901.97	\$ 3,702,901.97	3.9 %	United States	Cash & Equivalents	Cash & Equivalents
<b>Sub Total</b>		<b>\$ 3,723,642.88</b>			<b>\$ 3,723,531.66</b>	<b>3.9 %</b>			
<b>Equity</b>									
86,390.00	ASICS Corporation	\$ 988,847.11	1,765.00	152,478,350.00	\$ 1,379,894.57	1.4 %	Japan	Consumer Discretionary	Consumer Durables & Apparel
108,143.00	BAE Systems Plc	\$ 747,427.74	5.05	546,122.15	\$ 753,484.73	0.8 %	United Kingdom	Industrials	Capital Goods
10,952.00	Baidu Inc (ADR)	\$ 1,769,492.28	217.55	2,382,607.60	\$ 2,382,607.60	2.5 %	China	Communication Services	Media & Entertainment
954,296.00	Becle SAB de CV	\$ 1,874,680.44	46.76	44,622,880.96	\$ 2,180,928.18	2.3 %	Mexico	Consumer Staples	Food, Beverage & Tobacco
56,646.00	Booz Allen Hamilton Holdings	\$ 4,517,896.56	80.53	4,561,702.38	\$ 4,561,702.38	4.8 %	United States	Information Technology	Software & Services
50,935.00	Borgwarner Inc.	\$ 1,746,051.80	46.36	2,361,346.60	\$ 2,361,346.60	2.5 %	United States	Consumer Discretionary	Automobiles & Components
121,977.00	Bureau Veritas SA	\$ 2,703,611.16	24.27	2,960,381.79	\$ 3,479,336.72	3.6 %	France	Industrials	Commercial & Professional Services
1,064,821.00	ConvaTec Group PLC	\$ 2,708,562.17	1.96	2,088,113.98	\$ 2,880,970.86	3.0 %	United Kingdom	Health Care	Health Care Equipment & Services
253,757.00	DBS Group Holdings Ltd	\$ 3,955,421.79	28.79	7,305,664.03	\$ 5,437,380.19	5.7 %	Singapore	Financials	Banks
39,300.00	DKSH Holding AG	\$ 2,490,699.15	72.55	2,851,215.00	\$ 3,029,501.14	3.2 %	Switzerland	Industrials	Commercial & Professional Services
774,295.00	DS Smith PLC	\$ 3,143,025.13	4.08	3,156,800.72	\$ 4,355,437.95	4.6 %	United Kingdom	Materials	Materials
49,181.00	Ebara Corporation	\$ 1,508,989.31	4,515.00	222,052,215.00	\$ 2,009,522.31	2.1 %	Japan	Industrials	Capital Goods



## New York State Teachers' Retirement System

Holding Details | 03/31/2021

Quantity	Security	Cost	Local Price	Net Amount Local	Market Value	Percent of Assets	Risk Country	Sector Name	Industry Name
23,489.00	FTI Consulting Inc.	\$ 2,457,732.66	140.11	3,291,043.79	\$ 3,291,043.79	3.4 %	United States	Industrials	Commercial & Professional Services
273,704.00	Galp Energia SA	\$ 3,163,422.20	9.92	2,715,143.68	\$ 3,191,108.37	3.3 %	Portugal	Energy	Energy
57,010.00	Glanbia PLC	\$ 573,823.53	12.71	724,597.10	\$ 851,618.97	0.9 %	Ireland	Consumer Staples	Food, Beverage & Tobacco
107,923.00	GlaxoSmithKline PLC (ADR)	\$ 4,258,290.08	35.69	3,851,771.87	\$ 3,851,771.87	4.0 %	United Kingdom	Health Care	Pharmaceuticals, Biotechnology & Life Sciences
59,828.00	Hain Celestial Group Inc.	\$ 1,986,763.36	43.60	2,608,500.80	\$ 2,608,500.80	2.7 %	United States	Consumer Staples	Food, Beverage & Tobacco
47,833.00	HeidelbergCement AG	\$ 2,651,035.22	77.46	3,705,144.18	\$ 4,354,655.96	4.6 %	Germany	Materials	Materials
133,515.00	ICICI Bank Ltd (ADR)	\$ 1,305,536.52	16.03	2,140,245.45	\$ 2,140,245.45	2.2 %	India	Financials	Banks
67,000.00	Inovalon Holdings Inc. CLA	\$ 1,253,078.52	28.78	1,928,260.00	\$ 1,928,260.00	2.0 %	United States	Health Care	Health Care Equipment & Services
169,849.00	Interpublic Group of Companies Inc.	\$ 2,844,970.75	29.20	4,959,590.80	\$ 4,959,590.80	5.2 %	United States	Communication Services	Media & Entertainment
61,080.00	Makita Corp	\$ 2,228,467.19	4,745.00	289,824,600.00	\$ 2,622,847.06	2.7 %	Japan	Industrials	Capital Goods
861,100.00	Malaysia Airports Holdings Berhad	\$ 1,090,214.47	6.25	5,381,875.00	\$ 1,297,931.99	1.4 %	Malaysia	Industrials	Transportation
14,927.00	Merck KGaA	\$ 1,983,725.72	145.80	2,176,356.60	\$ 2,557,871.91	2.7 %	Germany	Health Care	Pharmaceuticals, Biotechnology & Life Sciences
96,655.00	Nutrien Ltd	\$ 3,424,742.47	67.70	6,543,543.50	\$ 5,206,304.25	5.4 %	Canada	Materials	Materials
67,738.00	Oracle Corp	\$ 3,975,360.16	70.17	4,753,175.46	\$ 4,753,175.46	5.0 %	United States	Information Technology	Software & Services
22,500.00	PriceSmart Inc.	\$ 1,729,390.07	96.75	2,176,875.00	\$ 2,176,875.00	2.3 %	United States	Consumer Staples	Food & Staples Retailing
217,700.00	Santen Pharmaceutical Co Ltd.	\$ 4,072,492.58	1,523.00	331,557,100.00	\$ 3,000,516.74	3.1 %	Japan	Health Care	Pharmaceuticals, Biotechnology & Life Sciences
17,433.00	Schneider Electric SE	\$ 1,878,591.06	130.25	2,270,648.25	\$ 2,668,692.89	2.8 %	France	Industrials	Capital Goods
662,875.00	Vinda Int'l	\$ 1,870,302.09	26.25	17,400,468.75	\$ 2,238,160.74	2.3 %	China	Consumer Staples	Household & Personal Products



## New York State Teachers' Retirement System

### Holding Details | 03/31/2021

Quantity	Security	Cost	Local Price	Net Amount Local	Market Value	Percent of Assets	Risk Country	Sector Name	Industry Name
138,568.00	Weir Group PLC	\$ 1,937,140.79	17.77	2,462,353.36	\$ 3,397,308.93	3.6 %	United Kingdom	Industrials	Capital Goods
Sub Total		\$ 72,839,784.10			\$ 91,908,594.22	96.1 %			
Total Portfolio		\$ 76,563,426.99			\$ 95,632,125.88	100.0 %			



## New York State Teachers' Retirement System

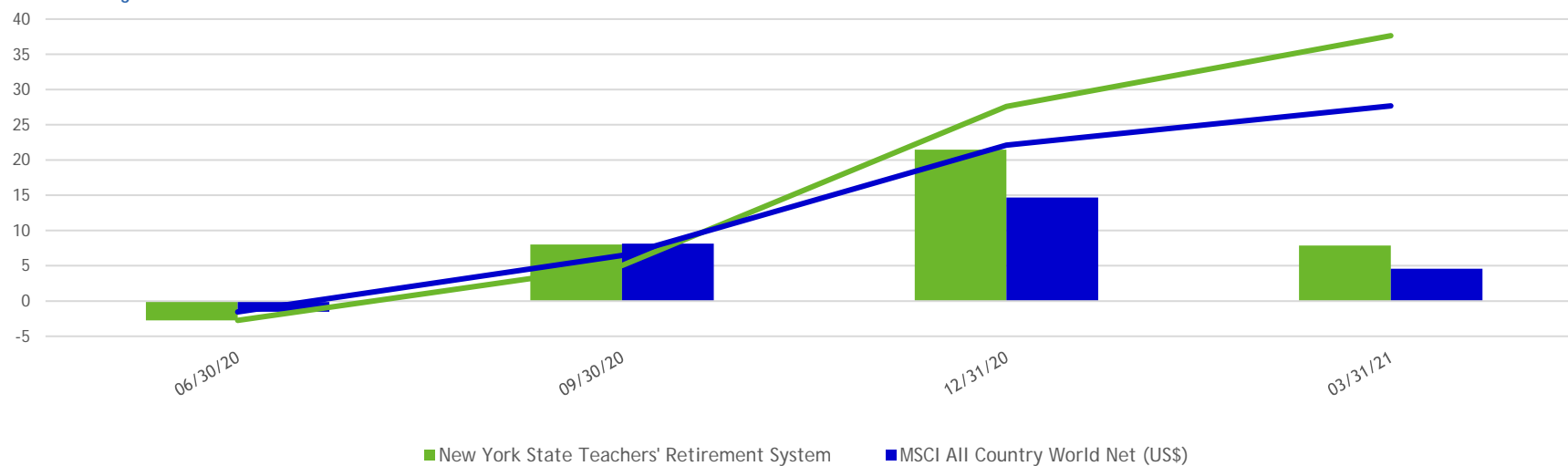
### Performance Overview | 03/31/2021

#### Performance

	Month to Date	Quarter to Date	Year to Date	Since Inception
Total Portfolio	4.52 %	7.88 %	7.88 %	37.64 %
MSCI All Country World Net (US\$)	2.67 %	4.57 %	4.57 %	27.68 %

Returns over one year are annualized. Note: Account Inception Date 06/23/20.

#### Time Weighted Return



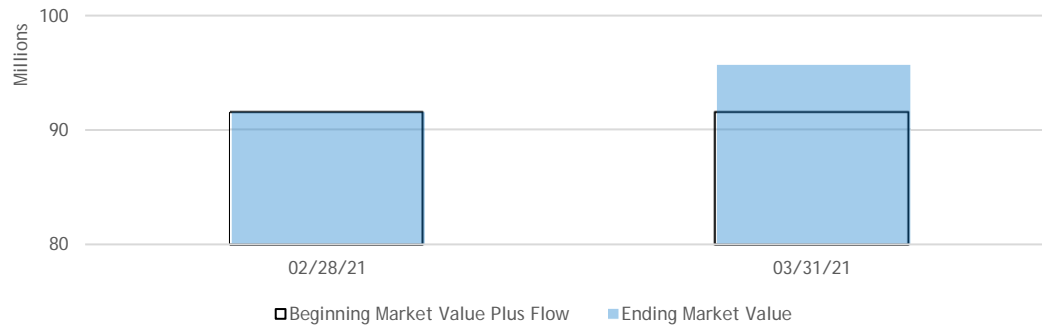
Performance is gross of fees



## New York State Teachers' Retirement System

### Portfolio Overview | 03/31/2021

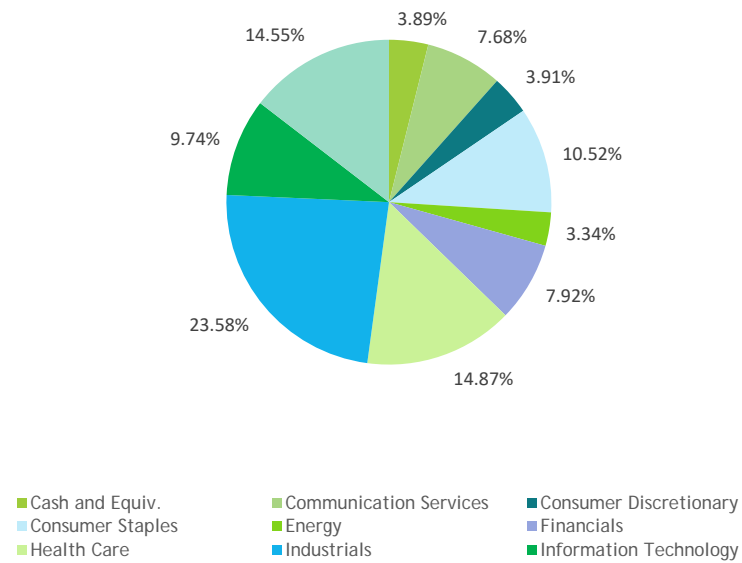
#### Change in Portfolio



#### Activity Summary

	Month to Date
Beginning Value	91,500,637.51
Net Contributions / Withdrawals	0.00
Realized Gains	353,162.70
Unrealized Gains	3,615,440.67
Income Received	162,885.00
Ending Value	95,632,125.88

#### Portfolio Allocation



Sector	Market Value	Percent of Assets	Current Yield
Cash and Equiv.	\$ 3,723,531.66	3.89 %	0.00 %
Communication Services	\$ 7,342,198.40	7.68 %	0.13 %
Consumer Discretionary	\$ 3,741,241.17	3.91 %	0.03 %
Consumer Staples	\$ 10,056,083.69	10.52 %	0.00 %
Energy	\$ 3,191,108.37	3.34 %	0.00 %
Financials	\$ 7,577,625.64	7.92 %	0.05 %
Health Care	\$ 14,219,391.39	14.87 %	0.09 %
Industrials	\$ 22,549,669.56	23.58 %	0.02 %
Information Technology	\$ 9,314,877.84	9.74 %	0.08 %
Materials	\$ 13,916,398.16	14.55 %	0.08 %
<b>Total</b>	<b>\$ 95,632,125.88</b>	<b>100.00 %</b>	<b>0.48 %</b>



## New York State Teachers' Retirement System

### Transaction Details | 02/28/21 - 03/31/21

Transaction Code	Security Name	Trade Date	Settle Date	Quantity	Trade Amount
sl	British Pound	03/01/2021	03/01/2021	13,799	\$ 19,330.50
sl	British Pound	03/01/2021	03/01/2021	45,809	\$ 64,174.04
sl	British Pound	03/01/2021	03/01/2021	19,462	\$ 27,536.39
sl	British Pound	03/01/2021	03/01/2021	22,952	\$ 32,429.08
sl	British Pound	03/01/2021	03/01/2021	11,485	\$ 16,088.87
sl	British Pound	03/01/2021	03/01/2021	37,747	\$ 52,879.34
sl	British Pound	03/01/2021	03/01/2021	11,524	\$ 16,304.85
sl	British Pound	03/01/2021	03/01/2021	11,522	\$ 16,140.75
sl	British Pound	03/01/2021	03/01/2021	12,920	\$ 18,099.18
sl	British Pound	03/01/2021	03/01/2021	13,097	\$ 18,347.66
sl	British Pound	03/01/2021	03/01/2021	22,766	\$ 31,892.76
sl	DS Smith PLC	03/01/2021	03/03/2021	2,717	\$ 15,279.16
sl	DS Smith PLC	03/01/2021	03/03/2021	2,381	\$ 13,361.78
sl	DS Smith PLC	03/01/2021	03/03/2021	4,529	\$ 25,411.89
sl	Weir Group PLC	03/01/2021	03/03/2021	692	\$ 19,390.31
sl	Weir Group PLC	03/01/2021	03/03/2021	957	\$ 26,770.03
sl	Weir Group PLC	03/01/2021	03/03/2021	1,103	\$ 30,828.79
sl	British Pound	03/02/2021	03/02/2021	9,858	\$ 13,725.20
sl	British Pound	03/02/2021	03/02/2021	11,042	\$ 15,388.09
sl	British Pound	03/02/2021	03/02/2021	11,238	\$ 15,647.31
sl	British Pound	03/02/2021	03/02/2021	14,642	\$ 20,385.37
wd	Dividend Accrual-USD	03/02/2021	03/02/2021	16,038	\$ 16,038.02
sl	DS Smith PLC	03/02/2021	03/04/2021	2,265	\$ 12,730.34
sl	DS Smith PLC	03/02/2021	03/04/2021	1,132	\$ 6,354.16
sl	Weir Group PLC	03/02/2021	03/04/2021	368	\$ 9,937.48
by	Booz Allen Hamilton Holdings	03/03/2021	03/05/2021	1,119	\$ 88,372.69
by	Booz Allen Hamilton Holdings	03/03/2021	03/05/2021	870	\$ 68,802.82
by	Booz Allen Hamilton Holdings	03/03/2021	03/05/2021	811	\$ 63,978.98
sl	British Pound	03/03/2021	03/03/2021	9,587	\$ 13,330.14
sl	British Pound	03/03/2021	03/03/2021	13,912	\$ 19,344.40



## New York State Teachers' Retirement System

### Transaction Details | 02/28/21 - 03/31/21

Transaction Code	Security Name	Trade Date	Settle Date	Quantity	Trade Amount
sl	British Pound	03/03/2021	03/03/2021	18,232	\$ 25,351.72
sl	British Pound	03/03/2021	03/03/2021	19,207	\$ 26,706.65
sl	British Pound	03/03/2021	03/03/2021	22,119	\$ 30,755.80
sl	British Pound	03/03/2021	03/03/2021	10,962	\$ 15,262.71
sl	Interpublic Group of Companies Inc.	03/03/2021	03/05/2021	3,531	\$ 96,361.55
sl	Interpublic Group of Companies Inc.	03/03/2021	03/05/2021	5,117	\$ 140,072.55
sl	Interpublic Group of Companies Inc.	03/03/2021	03/05/2021	7,676	\$ 210,551.60
sl	Interpublic Group of Companies Inc.	03/03/2021	03/05/2021	7,676	\$ 210,091.04
sl	DS Smith PLC	03/03/2021	03/05/2021	1,415	\$ 8,121.88
sl	DS Smith PLC	03/03/2021	03/05/2021	1,981	\$ 11,247.08
sl	British Pound	03/04/2021	03/04/2021	9,126	\$ 12,726.23
sl	British Pound	03/04/2021	03/04/2021	7,124	\$ 9,934.28
sl	British Pound	03/04/2021	03/04/2021	4,555	\$ 6,356.21
by	BAE Systems Plc	03/04/2021	03/08/2021	4,476	\$ 31,273.83
by	BAE Systems Plc	03/04/2021	03/08/2021	2,842	\$ 19,966.78
by	BAE Systems Plc	03/04/2021	03/08/2021	3,315	\$ 23,340.99
by	BAE Systems Plc	03/04/2021	03/08/2021	6,796	\$ 47,603.01
by	Booz Allen Hamilton Holdings	03/05/2021	03/09/2021	200	\$ 15,254.60
by	Baidu Inc (ADR)	03/05/2021	03/09/2021	1,000	\$ 247,455.80
sl	British Pound	03/05/2021	03/05/2021	8,048	\$ 11,238.23
sl	British Pound	03/05/2021	03/05/2021	5,812	\$ 8,110.26
by	BAE Systems Plc	03/05/2021	03/09/2021	8,682	\$ 59,144.92
by	BAE Systems Plc	03/05/2021	03/09/2021	16,597	\$ 112,939.00
by	BAE Systems Plc	03/05/2021	03/09/2021	6,419	\$ 43,313.72
by	BAE Systems Plc	03/05/2021	03/09/2021	5,107	\$ 34,358.68
by	BAE Systems Plc	03/05/2021	03/09/2021	7,659	\$ 51,511.63
by	PriceSmart Inc.	03/05/2021	03/09/2021	165	\$ 15,186.77
by	PriceSmart Inc.	03/05/2021	03/09/2021	176	\$ 16,620.44
by	British Pound	03/08/2021	03/08/2021	22,353	\$ 31,325.24
by	British Pound	03/08/2021	03/08/2021	34,024	\$ 47,307.00





## New York State Teachers' Retirement System

### Transaction Details | 02/28/21 - 03/31/21

Transaction Code	Security Name	Trade Date	Settle Date	Quantity	Trade Amount
by	British Pound	03/08/2021	03/08/2021	16,683	\$ 23,195.85
by	British Pound	03/08/2021	03/08/2021	14,271	\$ 19,842.62
sl	HeidelbergCement AG	03/08/2021	03/10/2021	527	\$ 46,082.67
sl	HeidelbergCement AG	03/08/2021	03/10/2021	790	\$ 68,900.60
sl	HeidelbergCement AG	03/08/2021	03/10/2021	461	\$ 40,224.53
by	BAE Systems Plc	03/08/2021	03/10/2021	2,233	\$ 15,412.08
by	BAE Systems Plc	03/08/2021	03/10/2021	2,874	\$ 19,603.38
by	Merck KGaA	03/08/2021	03/10/2021	884	\$ 136,898.46
by	PriceSmart Inc.	03/08/2021	03/10/2021	165	\$ 15,459.36
by	PriceSmart Inc.	03/08/2021	03/10/2021	129	\$ 12,172.23
sl	Borgwarner Inc.	03/09/2021	03/11/2021	1,842	\$ 90,407.65
by	British Pound	03/09/2021	03/09/2021	81,721	\$ 113,061.58
by	British Pound	03/09/2021	03/09/2021	24,862	\$ 34,408.40
by	British Pound	03/09/2021	03/09/2021	42,797	\$ 59,213.39
by	British Pound	03/09/2021	03/09/2021	37,273	\$ 51,586.18
by	British Pound	03/09/2021	03/09/2021	31,341	\$ 43,376.40
sl	HeidelbergCement AG	03/09/2021	03/11/2021	474	\$ 40,598.40
sl	HeidelbergCement AG	03/09/2021	03/11/2021	474	\$ 41,027.19
sl	HeidelbergCement AG	03/09/2021	03/11/2021	435	\$ 37,345.18
by	Merck KGaA	03/09/2021	03/11/2021	588	\$ 92,336.80
by	Merck KGaA	03/09/2021	03/11/2021	528	\$ 84,308.51
by	PriceSmart Inc.	03/09/2021	03/11/2021	146	\$ 13,753.27
by	PriceSmart Inc.	03/09/2021	03/11/2021	219	\$ 20,734.37
sl	Borgwarner Inc.	03/10/2021	03/12/2021	1,656	\$ 82,444.37
sl	Borgwarner Inc.	03/10/2021	03/12/2021	1,433	\$ 71,669.69
sl	Borgwarner Inc.	03/10/2021	03/12/2021	2,661	\$ 132,856.92
sl	ICICI Bank Ltd (ADR)	03/10/2021	03/12/2021	9,773	\$ 168,371.31
sl	ICICI Bank Ltd (ADR)	03/10/2021	03/12/2021	6,711	\$ 115,544.70
sl	ICICI Bank Ltd (ADR)	03/10/2021	03/12/2021	6,516	\$ 112,047.90
by	Euro	03/10/2021	03/10/2021	115,448	\$ 137,034.69



## New York State Teachers' Retirement System

### Transaction Details | 02/28/21 - 03/31/21

Transaction Code	Security Name	Trade Date	Settle Date	Quantity	Trade Amount
sl	Euro	03/10/2021	03/10/2021	58,105	\$ 68,833.78
sl	Euro	03/10/2021	03/10/2021	38,862	\$ 46,037.97
sl	Euro	03/10/2021	03/10/2021	33,922	\$ 40,185.52
by	British Pound	03/10/2021	03/10/2021	11,158	\$ 15,425.46
by	British Pound	03/10/2021	03/10/2021	14,192	\$ 19,658.73
sl	HeidelbergCement AG	03/10/2021	03/12/2021	428	\$ 36,625.60
sl	HeidelbergCement AG	03/10/2021	03/12/2021	411	\$ 35,362.75
sl	Euro	03/11/2021	03/11/2021	31,426	\$ 37,338.90
by	Euro	03/11/2021	03/11/2021	70,946	\$ 84,424.15
by	Euro	03/11/2021	03/11/2021	77,702	\$ 92,463.46
sl	Euro	03/11/2021	03/11/2021	34,524	\$ 41,020.28
sl	Euro	03/11/2021	03/11/2021	34,164	\$ 40,591.56
sl	Euro	03/12/2021	03/12/2021	29,725	\$ 35,332.13
sl	Euro	03/12/2021	03/12/2021	30,787	\$ 36,679.78
sl	Interpublic Group of Companies Inc.	03/12/2021	03/16/2021	4,806	\$ 142,358.28
sl	Interpublic Group of Companies Inc.	03/12/2021	03/16/2021	3,551	\$ 104,948.20
sl	Interpublic Group of Companies Inc.	03/12/2021	03/16/2021	3,323	\$ 98,223.38
wd	Dividend Accrual-USD	03/15/2021	03/15/2021	9,950	\$ 9,949.59
wd	Dividend Accrual-USD	03/15/2021	03/15/2021	59,767	\$ 59,766.93
sl	Interpublic Group of Companies Inc.	03/15/2021	03/17/2021	2,004	\$ 58,562.99
sl	Interpublic Group of Companies Inc.	03/15/2021	03/17/2021	3,551	\$ 103,210.71
sl	Interpublic Group of Companies Inc.	03/15/2021	03/17/2021	1,775	\$ 51,595.79
by	Oracle Corp	03/16/2021	03/18/2021	492	\$ 32,922.87
by	Booz Allen Hamilton Holdings	03/17/2021	03/19/2021	1,444	\$ 115,735.01
by	Booz Allen Hamilton Holdings	03/17/2021	03/19/2021	856	\$ 68,591.79
by	Baidu Inc (ADR)	03/17/2021	03/19/2021	1,000	\$ 276,354.00
by	GlaxoSmithKline PLC (ADR)	03/17/2021	03/19/2021	2,900	\$ 105,683.54
by	Oracle Corp	03/17/2021	03/19/2021	754	\$ 50,213.84
by	Oracle Corp	03/17/2021	03/19/2021	754	\$ 50,143.26
by	Oracle Corp	03/17/2021	03/19/2021	2,400	\$ 159,566.40



## New York State Teachers' Retirement System

### Transaction Details | 02/28/21 - 03/31/21

Transaction Code	Security Name	Trade Date	Settle Date	Quantity	Trade Amount
sl	Interpublic Group of Companies Inc.	03/17/2021	03/19/2021	2,151	\$ 64,227.02
sl	Interpublic Group of Companies Inc.	03/17/2021	03/19/2021	3,174	\$ 94,908.14
by	Galp Energia SA	03/18/2021	03/22/2021	10,000	\$ 123,084.59
by	BAE Systems Plc	03/18/2021	03/22/2021	20,000	\$ 140,283.49
sl	Interpublic Group of Companies Inc.	03/18/2021	03/22/2021	1,058	\$ 31,831.45
sl	Interpublic Group of Companies Inc.	03/18/2021	03/22/2021	2,117	\$ 63,926.30
by	Weir Group PLC	03/18/2021	03/22/2021	4,500	\$ 114,625.29
by	DBS Group Holdings Ltd	03/18/2021	03/22/2021	5,300	\$ 111,715.47
by	Merck KGaA	03/18/2021	03/22/2021	1,000	\$ 161,408.13
sl	HeidelbergCement AG	03/19/2021	03/23/2021	1,412	\$ 123,957.29
by	Euro	03/22/2021	03/22/2021	135,353	\$ 161,447.38
by	Euro	03/22/2021	03/22/2021	103,216	\$ 123,114.52
by	British Pound	03/22/2021	03/22/2021	100,659	\$ 140,067.07
by	British Pound	03/22/2021	03/22/2021	82,248	\$ 114,859.70
dv	DKSH Holding AG	03/22/2021	03/24/2021		\$ 56,281.48
sl	HeidelbergCement AG	03/22/2021	03/24/2021	1,268	\$ 110,161.10
sl	HeidelbergCement AG	03/22/2021	03/24/2021	1,008	\$ 87,775.04
sl	HeidelbergCement AG	03/22/2021	03/24/2021	906	\$ 78,615.71
sl	HeidelbergCement AG	03/22/2021	03/24/2021	906	\$ 78,638.69
by	Singapore Dollar	03/22/2021	03/22/2021	150,034	\$ 111,757.08
sl	FTI Consulting Inc.	03/23/2021	03/25/2021	604	\$ 83,882.97
sl	FTI Consulting Inc.	03/23/2021	03/25/2021	5	\$ 692.42
sl	FTI Consulting Inc.	03/23/2021	03/25/2021	3,791	\$ 524,993.95
sl	Euro	03/23/2021	03/23/2021	104,083	\$ 123,807.41
by	Weir Group PLC	03/23/2021	03/25/2021	784	\$ 18,951.89
by	Weir Group PLC	03/23/2021	03/25/2021	587	\$ 14,225.94
wd	Dividend Accrual-CHF	03/24/2021	03/24/2021	51,968	\$ 56,281.48
sl	Euro	03/24/2021	03/24/2021	73,563	\$ 87,680.14
sl	Euro	03/24/2021	03/24/2021	65,906	\$ 78,580.04
sl	Euro	03/24/2021	03/24/2021	92,324	\$ 110,078.94



## New York State Teachers' Retirement System

### Transaction Details | 02/28/21 - 03/31/21

Transaction Code	Security Name	Trade Date	Settle Date	Quantity	Trade Amount
sl	Euro	03/24/2021	03/24/2021	65,886	\$ 78,557.07
by	Weir Group PLC	03/24/2021	03/26/2021	1,160	\$ 28,242.22
by	Baidu Inc (ADR)	03/25/2021	03/29/2021	339	\$ 77,434.82
by	Baidu Inc (ADR)	03/25/2021	03/29/2021	361	\$ 82,219.45
by	British Pound	03/25/2021	03/25/2021	13,741	\$ 18,914.79
by	British Pound	03/25/2021	03/25/2021	10,315	\$ 14,155.80
sl	DKSH Holding AG	03/25/2021	03/29/2021	1,700	\$ 130,780.37
dv	Glanbia PLC	03/25/2021	05/07/2021		\$ 10,700.86
by	Weir Group PLC	03/25/2021	03/29/2021	1,285	\$ 31,041.72
by	Weir Group PLC	03/25/2021	03/29/2021	1,285	\$ 31,039.44
by	Weir Group PLC	03/25/2021	03/29/2021	21	\$ 507.14
by	Baidu Inc (ADR)	03/26/2021	03/30/2021	1,000	\$ 194,086.80
sl	Switzerland Franc	03/26/2021	03/26/2021	51,968	\$ 55,289.28
by	British Pound	03/26/2021	03/26/2021	20,583	\$ 28,246.34
by	Weir Group PLC	03/26/2021	03/30/2021	385	\$ 9,473.84
by	Weir Group PLC	03/26/2021	03/30/2021	493	\$ 12,147.04
sl	Switzerland Franc	03/29/2021	03/29/2021	122,849	\$ 130,710.79
by	British Pound	03/29/2021	03/29/2021	22,622	\$ 31,075.65
by	British Pound	03/29/2021	03/29/2021	370	\$ 507.95
by	British Pound	03/29/2021	03/29/2021	22,620	\$ 31,089.20
wd	Dividend Accrual-JPY	03/29/2021	03/29/2021	2,638,860	\$ 25,273.73
wd	Dividend Accrual-JPY	03/29/2021	03/29/2021	2,190,216	\$ 20,976.83
dv	Santen Pharmaceutical Co Ltd.	03/30/2021	06/28/2021		\$ 27,630.66
dv	Makita Corp	03/30/2021	06/28/2021		\$ 23,810.71
by	British Pound	03/30/2021	03/30/2021	8,808	\$ 12,161.58
by	British Pound	03/30/2021	03/30/2021	6,869	\$ 9,482.42
sl	Japanese Yen	03/30/2021	03/30/2021	4,829,076	\$ 43,990.07
dv	Nutrien Ltd	03/30/2021	04/15/2021		\$ 44,461.30
by	BAE Systems Plc	03/31/2021	04/06/2021	10,891	\$ 76,779.20
by	BAE Systems Plc	03/31/2021	04/06/2021	4,807	\$ 33,711.11



New York State Teachers' Retirement System

## Transaction Details | 02/28/21 - 03/31/21

Transaction Code	Security Name	Trade Date	Settle Date	Quantity	Trade Amount
by	BAE Systems Plc	03/31/2021	04/06/2021	5,445	\$ 38,185.94