



# New York State Teachers' Retirement System

12/31/2020



# New York State Teachers' Retirement System

## Holding Details | 12/31/2020

Quantity	Security	Cost	Local Price	Net Amount Local	Market Value	Percent of Assets	Risk Country	Sector Name	Industry Name
<b>Cash and Equiv.</b>									
3,509,646.00	Dividend Accrual-JPY	\$ 33,827.38	1.00	3,509,646.00	\$ 33,993.38	0.0 %	Japan	Cash & Equivalents	Cash & Equivalents
85,065.76	Dividend Accrual-USD	\$ 85,065.76		85,065.76	\$ 85,065.76	0.1 %	United States	Cash & Equivalents	Cash & Equivalents
(447,592.63)	Hong Kong SAR dollar	\$ (57,644.91)	1.00	(447,592.63)	\$ (57,725.21)	(0.1 %)	Hong Kong	Cash & Equivalents	Cash & Equivalents
(2,059,746.00)	Japanese Yen	\$ (19,954.77)	1.00	(2,059,746.00)	\$ (19,950.08)	(0.0 %)	Japan	Cash & Equivalents	Cash & Equivalents
3,071,654.90	United States Dollar	\$ 3,071,654.90		3,071,654.90	\$ 3,071,654.90	3.5 %	United States	Cash & Equivalents	Cash & Equivalents
<b>Sub Total</b>		<b>\$ 3,112,948.35</b>			<b>\$ 3,113,038.74</b>	<b>3.5 %</b>			
<b>Equity</b>									
89,310.00	ASICS Corporation	\$ 1,022,270.35	1,980.00	176,833,800.00	\$ 1,712,758.97	1.9 %	Japan	Consumer Discretionary	Consumer Durables & Apparel
14,352.00	Baidu Inc (ADR)	\$ 1,765,187.97	216.24	3,103,476.48	\$ 3,103,476.48	3.5 %	China	Communication Services	Media & Entertainment
832,296.00	Becle SAB de CV	\$ 1,595,708.60	49.94	41,564,862.24	\$ 2,086,013.51	2.4 %	Mexico	Consumer Staples	Food, Beverage & Tobacco
37,646.00	Booz Allen Hamilton Holdings	\$ 2,979,722.31	87.18	3,281,978.28	\$ 3,281,978.28	3.7 %	United States	Information Technology	Software & Services
58,527.00	Borgwarner Inc.	\$ 2,006,305.56	38.64	2,261,483.28	\$ 2,261,483.28	2.6 %	United States	Consumer Discretionary	Automobiles & Components
116,577.00	Bureau Veritas SA	\$ 2,559,033.92	21.76	2,536,715.52	\$ 3,103,798.27	3.5 %	France	Industrials	Commercial & Professional Services
1,000,321.00	ConvaTec Group PLC	\$ 2,528,182.77	1.99	1,992,639.43	\$ 2,723,838.47	3.1 %	United Kingdom	Health Care	Health Care Equipment & Services
229,987.00	DBS Group Holdings Ltd	\$ 3,477,663.11	25.04	5,758,874.48	\$ 4,357,337.03	4.9 %	Singapore	Financials	Banks
41,000.00	DKSH Holding AG	\$ 2,598,439.31	66.55	2,728,550.00	\$ 3,086,769.61	3.5 %	Switzerland	Industrials	Commercial & Professional Services
831,295.00	DS Smith PLC	\$ 3,374,400.04	3.75	3,114,031.07	\$ 4,256,724.77	4.8 %	United Kingdom	Materials	Materials
45,153.00	Ebara Corporation	\$ 1,377,390.27	3,370.00	152,165,610.00	\$ 1,473,830.31	1.7 %	Japan	Industrials	Capital Goods
9,865.00	Expedia Group Inc.	\$ 818,160.22	132.40	1,306,126.00	\$ 1,306,126.00	1.5 %	United States	Consumer Discretionary	Retailing



## New York State Teachers' Retirement System

Holding Details | 12/31/2020

Quantity	Security	Cost	Local Price	Net Amount Local	Market Value	Percent of Assets	Risk Country	Sector Name	Industry Name
20,989.00	FTI Consulting Inc.	\$ 2,140,590.62	111.72	2,344,891.08	\$ 2,344,891.08	2.6 %	United States	Industrials	Commercial & Professional Services
254,704.00	Galp Energia SA	\$ 2,948,598.75	8.75	2,229,678.82	\$ 2,728,123.52	3.1 %	Portugal	Energy	Energy
57,010.00	Glanbia PLC	\$ 573,823.53	10.38	591,763.80	\$ 724,052.60	0.8 %	Ireland	Consumer Staples	Food, Beverage & Tobacco
83,823.00	GlaxoSmithKline PLC (ADR)	\$ 3,405,102.05	36.80	3,084,686.40	\$ 3,084,686.40	3.5 %	United Kingdom	Health Care	Pharmaceuticals, Biotechnology & Life Sciences
53,628.00	Hain Celestial Group Inc.	\$ 1,724,117.40	40.15	2,153,164.20	\$ 2,153,164.20	2.4 %	United States	Consumer Staples	Food, Beverage & Tobacco
55,033.00	HeidelbergCement AG	\$ 2,993,671.16	61.22	3,369,120.26	\$ 4,122,287.09	4.7 %	Germany	Materials	Materials
162,915.00	ICICI Bank Ltd (ADR)	\$ 1,593,015.64	14.86	2,420,916.90	\$ 2,420,916.90	2.7 %	India	Financials	Banks
67,000.00	Inovalon Holdings Inc. CLA	\$ 1,253,078.52	18.17	1,217,390.00	\$ 1,217,390.00	1.4 %	United States	Health Care	Health Care Equipment & Services
221,359.00	Interpublic Group of Companies Inc.	\$ 3,707,763.25	23.52	5,206,363.68	\$ 5,206,363.68	5.9 %	United States	Communication Services	Media & Entertainment
61,080.00	Makita Corp	\$ 2,228,467.19	5,170.00	315,783,600.00	\$ 3,058,584.92	3.5 %	Japan	Industrials	Capital Goods
861,100.00	Malaysia Airports Holdings Berhad	\$ 1,090,214.47	5.92	5,097,712.00	\$ 1,267,299.44	1.4 %	Malaysia	Industrials	Transportation
10,327.00	Merck KGaA	\$ 1,227,964.82	140.35	1,449,394.45	\$ 1,773,406.58	2.0 %	Germany	Health Care	Pharmaceuticals, Biotechnology & Life Sciences
10,600.00	Murata Manufacturing Co Ltd	\$ 634,244.82	9,320.00	98,792,000.00	\$ 956,869.58	1.1 %	Japan	Information Technology	Technology Hardware & Equipment
96,655.00	Nutrien Ltd	\$ 3,424,742.47	61.24	5,919,152.20	\$ 4,646,116.33	5.2 %	Canada	Materials	Materials
51,438.00	Oracle Corp	\$ 2,927,900.33	64.69	3,327,524.22	\$ 3,327,524.22	3.8 %	United States	Information Technology	Software & Services
21,159.00	PriceSmart Inc.	\$ 1,603,905.50	91.09	1,927,373.31	\$ 1,927,373.31	2.2 %	United States	Consumer Staples	Food & Staples Retailing
217,700.00	Santen Pharmaceutical Co Ltd.	\$ 4,072,492.58	1,675.00	364,647,500.00	\$ 3,531,865.95	4.0 %	Japan	Health Care	Pharmaceuticals, Biotechnology & Life Sciences
17,433.00	Schneider Electric SE	\$ 1,878,591.06	118.30	2,062,323.90	\$ 2,523,356.41	2.8 %	France	Industrials	Capital Goods
662,875.00	Vinda Int'l	\$ 1,870,302.09	21.15	14,019,806.25	\$ 1,808,109.04	2.0 %	China	Consumer Staples	Household & Personal Products



## New York State Teachers' Retirement System

### Holding Details | 12/31/2020

Quantity	Security	Cost	Local Price	Net Amount Local	Market Value	Percent of Assets	Risk Country	Sector Name	Industry Name
145,626.00	Weir Group PLC	\$ 1,906,785.78	19.90	2,897,229.27	\$ 3,960,367.55	4.5 %	United Kingdom	Industrials	Capital Goods
Sub Total		\$ 69,307,836.44			\$ 85,536,883.78	96.5 %			
Total Portfolio		\$ 72,420,784.79			\$ 88,649,922.52	100.0 %			



## New York State Teachers' Retirement System

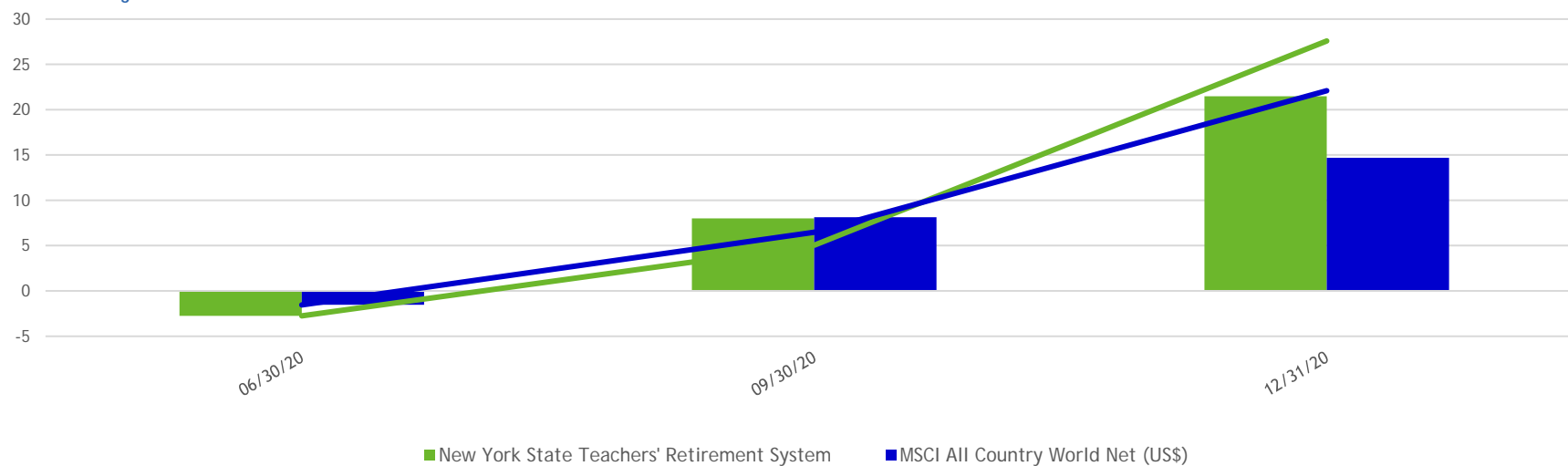
### Performance Overview | 12/31/2020

#### Performance

	Month to Date	Quarter to Date	Since Inception Cumulative
Total Portfolio	6.37 %	21.47 %	27.59 %
MSCI All Country World Net (US\$)	4.64 %	14.68 %	22.10 %

Returns over one year are annualized. Note: Account Inception Date 06/23/20.

#### Time Weighted Return



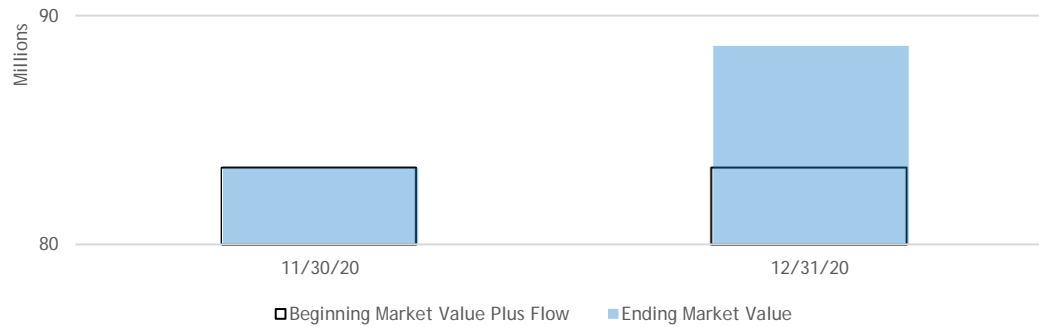
Performance is gross of fees



## New York State Teachers' Retirement System

### Portfolio Overview | 12/31/2020

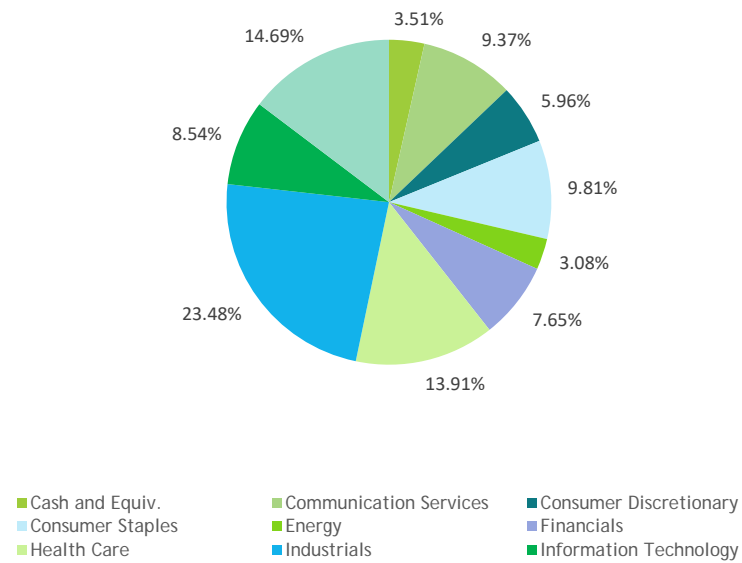
#### Change in Portfolio



#### Activity Summary

	Month to Date
Beginning Value	83,343,800.17
Net Contributions / Withdrawals	0.00
Realized Gains	664,361.98
Unrealized Gains	4,564,435.39
Income Received	77,324.98
Ending Value	88,649,922.52

#### Portfolio Allocation



Sector	Market Value	Percent of Assets	Current Yield
Cash and Equiv.	\$ 3,113,038.74	3.51 %	0.00 %
Communication Services	\$ 8,309,840.16	9.37 %	0.04 %
Consumer Discretionary	\$ 5,280,368.25	5.96 %	0.00 %
Consumer Staples	\$ 8,698,712.66	9.81 %	0.00 %
Energy	\$ 2,728,123.52	3.08 %	0.00 %
Financials	\$ 6,778,253.93	7.65 %	0.04 %
Health Care	\$ 12,331,187.40	13.91 %	0.18 %
Industrials	\$ 20,818,897.59	23.48 %	0.05 %
Information Technology	\$ 7,566,372.08	8.54 %	0.01 %
Materials	\$ 13,025,128.19	14.69 %	2.18 %
<b>Total</b>	<b>\$ 88,649,922.52</b>	<b>100.00 %</b>	<b>2.51 %</b>



## New York State Teachers' Retirement System

### Transaction Details | 11/30/20 - 12/31/20

Transaction Code	Security Name	Trade Date	Settle Date	Quantity	Trade Amount
dv	Interpublic Group of Companies Inc.	11/30/2020	12/15/2020		\$ 56,446.55
by	Ebara Corporation	11/30/2020	12/02/2020	670	\$ 21,565.27
sl	Switzerland Franc	11/30/2020	11/30/2020	35,881	\$ 39,519.44
wd	Dividend Accrual-JPY	11/30/2020	11/30/2020	2,013,000	\$ 19,304.72
wd	Dividend Accrual-JPY	11/30/2020	11/30/2020	2,606,800	\$ 24,999.28
dv	Borgwarner Inc.	11/30/2020	12/15/2020		\$ 9,949.59
by	Santen Pharmaceutical Co Ltd.	11/30/2020	12/02/2020	463	\$ 7,815.53
by	Santen Pharmaceutical Co Ltd.	11/30/2020	12/02/2020	463	\$ 7,723.33
by	Santen Pharmaceutical Co Ltd.	11/30/2020	12/02/2020	993	\$ 16,439.15
by	PriceSmart Inc.	11/30/2020	12/02/2020	82	\$ 6,640.02
sl	DKSH Holding AG	11/30/2020	12/02/2020	487	\$ 33,515.39
sl	DKSH Holding AG	11/30/2020	12/02/2020	325	\$ 22,278.20
by	Japanese Yen	11/30/2020	11/30/2020	2,416,729	\$ 23,185.39
by	Japanese Yen	11/30/2020	11/30/2020	1,675,739	\$ 16,076.55
by	Japanese Yen	11/30/2020	11/30/2020	3,490,381	\$ 33,485.69
by	Japanese Yen	11/30/2020	11/30/2020	2,995,436	\$ 28,737.33
by	Ebara Corporation	12/01/2020	12/03/2020	790	\$ 25,636.47
sl	Switzerland Franc	12/01/2020	12/01/2020	48,479	\$ 53,497.12
sl	Switzerland Franc	12/01/2020	12/01/2020	52,724	\$ 58,187.42
by	Santen Pharmaceutical Co Ltd.	12/01/2020	12/03/2020	1,278	\$ 20,681.78
by	Santen Pharmaceutical Co Ltd.	12/01/2020	12/03/2020	927	\$ 15,168.55
sl	DKSH Holding AG	12/01/2020	12/03/2020	487	\$ 33,535.65
by	PriceSmart Inc.	12/01/2020	12/03/2020	105	\$ 8,580.00
by	Japanese Yen	12/01/2020	12/01/2020	1,967,179	\$ 18,890.66
by	Japanese Yen	12/01/2020	12/01/2020	1,519,204	\$ 14,602.11
by	Japanese Yen	12/01/2020	12/01/2020	544,665	\$ 5,235.15
sl	Japanese Yen	12/01/2020	12/01/2020	4,619,800	\$ 44,256.72
in	United States Dollar	12/01/2020	12/01/2020	3	\$ 2.85
by	Ebara Corporation	12/02/2020	12/04/2020	1,005	\$ 32,779.14
wd	Dividend Accrual-USD	12/02/2020	12/02/2020	11,670	\$ 11,670.26



## New York State Teachers' Retirement System

### Transaction Details | 11/30/20 - 12/31/20

Transaction Code	Security Name	Trade Date	Settle Date	Quantity	Trade Amount
sl	Switzerland Franc	12/02/2020	12/02/2020	20,168	\$ 22,246.25
sl	Switzerland Franc	12/02/2020	12/02/2020	30,341	\$ 33,471.02
by	PriceSmart Inc.	12/02/2020	12/04/2020	84	\$ 6,886.26
by	Japanese Yen	12/02/2020	12/02/2020	805,350	\$ 7,733.64
by	Japanese Yen	12/02/2020	12/02/2020	814,964	\$ 7,824.46
by	Japanese Yen	12/02/2020	12/02/2020	1,714,192	\$ 16,461.09
by	Japanese Yen	12/02/2020	12/02/2020	2,248,719	\$ 21,594.06
by	FTI Consulting Inc.	12/03/2020	12/07/2020	1,100	\$ 115,166.26
by	Ebara Corporation	12/03/2020	12/07/2020	407	\$ 13,550.37
by	Ebara Corporation	12/03/2020	12/07/2020	725	\$ 23,936.93
sl	Switzerland Franc	12/03/2020	12/03/2020	30,217	\$ 33,396.66
by	PriceSmart Inc.	12/03/2020	12/07/2020	105	\$ 8,818.14
by	Japanese Yen	12/03/2020	12/03/2020	2,160,936	\$ 20,719.46
by	Japanese Yen	12/03/2020	12/03/2020	1,584,886	\$ 15,185.85
by	Japanese Yen	12/03/2020	12/03/2020	2,678,627	\$ 25,668.16
by	Ebara Corporation	12/04/2020	12/08/2020	735	\$ 24,449.55
by	Japanese Yen	12/04/2020	12/04/2020	3,428,206	\$ 32,816.48
by	Ebara Corporation	12/07/2020	12/09/2020	924	\$ 31,108.45
by	Japanese Yen	12/07/2020	12/07/2020	1,406,054	\$ 13,549.06
by	Japanese Yen	12/07/2020	12/07/2020	2,483,816	\$ 23,934.63
by	Ebara Corporation	12/08/2020	12/10/2020	881	\$ 29,000.50
by	Japanese Yen	12/08/2020	12/08/2020	2,547,521	\$ 24,517.55
by	Ebara Corporation	12/09/2020	12/11/2020	268	\$ 8,911.08
by	Japanese Yen	12/09/2020	12/09/2020	3,236,523	\$ 31,138.38
by	Ebara Corporation	12/10/2020	12/14/2020	894	\$ 29,327.85
by	Japanese Yen	12/10/2020	12/10/2020	3,019,677	\$ 29,026.98
sl	ASICS Corporation	12/11/2020	12/15/2020	1,636	\$ 34,017.09
by	Ebara Corporation	12/11/2020	12/15/2020	1,007	\$ 33,085.01
by	Ebara Corporation	12/11/2020	12/15/2020	317	\$ 10,301.42
by	Japanese Yen	12/11/2020	12/11/2020	928,579	\$ 8,920.92





## New York State Teachers' Retirement System

### Transaction Details | 11/30/20 - 12/31/20

Transaction Code	Security Name	Trade Date	Settle Date	Quantity	Trade Amount
sl	ASICS Corporation	12/14/2020	12/16/2020	1,040	\$ 21,451.81
by	Ebara Corporation	12/14/2020	12/16/2020	215	\$ 7,069.64
by	Japanese Yen	12/14/2020	12/14/2020	3,061,974	\$ 29,375.68
sl	ASICS Corporation	12/15/2020	12/17/2020	103	\$ 2,067.42
sl	Baidu Inc (ADR)	12/15/2020	12/17/2020	1,827	\$ 326,857.87
sl	Baidu Inc (ADR)	12/15/2020	12/17/2020	991	\$ 175,898.21
sl	Baidu Inc (ADR)	12/15/2020	12/17/2020	991	\$ 176,321.26
sl	Baidu Inc (ADR)	12/15/2020	12/17/2020	991	\$ 176,858.87
sl	Baidu Inc (ADR)	12/15/2020	12/17/2020	932	\$ 170,137.21
sl	Baidu Inc (ADR)	12/15/2020	12/17/2020	1,704	\$ 314,083.19
by	Ebara Corporation	12/15/2020	12/17/2020	448	\$ 14,740.67
wd	Dividend Accrual-USD	12/15/2020	12/15/2020	9,950	\$ 9,949.59
wd	Dividend Accrual-USD	12/15/2020	12/15/2020	56,447	\$ 56,446.55
by	Japanese Yen	12/15/2020	12/15/2020	1,070,781	\$ 10,299.44
by	Japanese Yen	12/15/2020	12/15/2020	3,439,021	\$ 33,121.65
sl	Japanese Yen	12/15/2020	12/15/2020	3,535,906	\$ 33,965.13
sl	Baidu Inc (ADR)	12/16/2020	12/18/2020	1,088	\$ 211,311.15
sl	Baidu Inc (ADR)	12/16/2020	12/18/2020	1,018	\$ 195,012.01
sl	ASICS Corporation	12/16/2020	12/18/2020	593	\$ 11,891.71
by	Vinda Int'l	12/16/2020	12/18/2020	612	\$ 1,673.65
by	Ebara Corporation	12/16/2020	12/18/2020	443	\$ 14,742.02
by	Japanese Yen	12/16/2020	12/16/2020	735,808	\$ 7,102.60
sl	Japanese Yen	12/16/2020	12/16/2020	2,232,704	\$ 21,517.96
by	Vinda Int'l	12/17/2020	12/21/2020	16,143	\$ 44,442.04
sl	ASICS Corporation	12/17/2020	12/21/2020	453	\$ 9,083.96
by	Japanese Yen	12/17/2020	12/17/2020	1,529,123	\$ 14,740.67
sl	Japanese Yen	12/17/2020	12/17/2020	214,464	\$ 2,064.08
sl	ASICS Corporation	12/18/2020	12/22/2020	625	\$ 12,342.99
by	Vinda Int'l	12/18/2020	12/22/2020	4,552	\$ 12,602.92
by	Ebara Corporation	12/18/2020	12/22/2020	1,227	\$ 40,527.26



## New York State Teachers' Retirement System

### Transaction Details | 11/30/20 - 12/31/20

Transaction Code	Security Name	Trade Date	Settle Date	Quantity	Trade Amount
by	Ebara Corporation	12/18/2020	12/22/2020	1,523	\$ 50,186.01
by	Santen Pharmaceutical Co Ltd.	12/18/2020	12/22/2020	4,209	\$ 67,840.82
by	Oracle Corp	12/18/2020	12/22/2020	1,325	\$ 85,979.12
by	Oracle Corp	12/18/2020	12/22/2020	1,492	\$ 96,954.93
by	Oracle Corp	12/18/2020	12/22/2020	1,243	\$ 80,444.60
by	Oracle Corp	12/18/2020	12/22/2020	1,740	\$ 112,812.38
by	Japanese Yen	12/18/2020	12/18/2020	1,526,020	\$ 14,758.84
sl	Japanese Yen	12/18/2020	12/18/2020	1,230,970	\$ 11,876.79
by	Hong Kong SAR dollar	12/18/2020	12/18/2020	12,974	\$ 1,673.63
by	Vinda Int'l	12/21/2020	12/23/2020	9,449	\$ 26,104.00
by	Vinda Int'l	12/21/2020	12/23/2020	19,127	\$ 53,489.45
sl	ASICS Corporation	12/21/2020	12/23/2020	1,155	\$ 22,377.57
by	Ebara Corporation	12/21/2020	12/23/2020	657	\$ 21,304.88
by	Santen Pharmaceutical Co Ltd.	12/21/2020	12/23/2020	3,281	\$ 52,707.76
sl	Japanese Yen	12/21/2020	12/21/2020	935,966	\$ 9,084.23
by	Hong Kong SAR dollar	12/21/2020	12/21/2020	344,524	\$ 44,439.75
sl	ASICS Corporation	12/22/2020	12/24/2020	1,237	\$ 24,084.09
by	Vinda Int'l	12/22/2020	12/28/2020	6,006	\$ 16,401.91
by	Ebara Corporation	12/22/2020	12/24/2020	609	\$ 19,470.21
by	Santen Pharmaceutical Co Ltd.	12/22/2020	12/24/2020	1,683	\$ 26,823.25
by	Oracle Corp	12/22/2020	12/24/2020	1,508	\$ 97,581.93
by	Oracle Corp	12/22/2020	12/24/2020	1,492	\$ 96,909.73
by	Japanese Yen	12/22/2020	12/22/2020	5,188,982	\$ 50,262.81
by	Japanese Yen	12/22/2020	12/22/2020	7,014,402	\$ 67,918.34
by	Japanese Yen	12/22/2020	12/22/2020	4,190,316	\$ 40,589.28
sl	Japanese Yen	12/22/2020	12/22/2020	1,276,203	\$ 12,342.99
by	Hong Kong SAR dollar	12/22/2020	12/22/2020	97,699	\$ 12,602.59
sl	ASICS Corporation	12/23/2020	12/25/2020	70	\$ 1,349.72
by	Ebara Corporation	12/23/2020	12/25/2020	461	\$ 14,643.86
by	Santen Pharmaceutical Co Ltd.	12/23/2020	12/25/2020	1,923	\$ 31,099.80



## New York State Teachers' Retirement System

### Transaction Details | 11/30/20 - 12/31/20

Transaction Code	Security Name	Trade Date	Settle Date	Quantity	Trade Amount
by	Santen Pharmaceutical Co Ltd.	12/23/2020	12/25/2020	601	\$ 9,598.47
by	Japanese Yen	12/23/2020	12/23/2020	2,205,055	\$ 21,314.15
by	Japanese Yen	12/23/2020	12/23/2020	5,455,253	\$ 52,730.68
sl	Japanese Yen	12/23/2020	12/23/2020	2,316,079	\$ 22,374.76
by	Hong Kong SAR dollar	12/23/2020	12/23/2020	414,688	\$ 53,490.14
by	Hong Kong SAR dollar	12/23/2020	12/23/2020	202,376	\$ 26,104.34
sl	ASICS Corporation	12/24/2020	12/28/2020	1,219	\$ 23,561.71
by	Ebara Corporation	12/24/2020	12/28/2020	604	\$ 19,469.01
by	Santen Pharmaceutical Co Ltd.	12/24/2020	12/28/2020	601	\$ 9,636.58
by	Japanese Yen	12/24/2020	12/24/2020	1,517,104	\$ 14,671.87
by	Japanese Yen	12/24/2020	12/24/2020	3,221,939	\$ 31,136.01
by	Japanese Yen	12/24/2020	12/24/2020	994,402	\$ 9,608.71
by	Japanese Yen	12/24/2020	12/24/2020	2,781,705	\$ 26,874.56
by	Japanese Yen	12/24/2020	12/24/2020	2,019,158	\$ 19,511.22
sl	Japanese Yen	12/24/2020	12/24/2020	2,497,641	\$ 24,100.36
by	Japanese Yen	12/28/2020	12/28/2020	2,017,573	\$ 19,469.94
by	Japanese Yen	12/28/2020	12/28/2020	998,639	\$ 9,637.98
sl	Japanese Yen	12/28/2020	12/28/2020	2,441,700	\$ 23,533.78
sl	Japanese Yen	12/28/2020	12/28/2020	139,831	\$ 1,350.07
by	Hong Kong SAR dollar	12/28/2020	12/28/2020	127,156	\$ 16,402.05
sl	ASICS Corporation	12/29/2020	01/04/2021	1,773	\$ 34,589.50
dv	ASICS Corporation	12/29/2020	03/31/2021		\$ 21,110.18
by	Vinda Int'l	12/29/2020	01/04/2021	22,000	\$ 57,644.91
by	Ebara Corporation	12/29/2020	01/04/2021	305	\$ 9,969.11
dv	Ebara Corporation	12/29/2020	03/31/2021		\$ 12,717.20
wd	Dividend Accrual-SGD	12/29/2020	12/29/2020	41,089	\$ 30,478.90
by	Santen Pharmaceutical Co Ltd.	12/29/2020	01/04/2021	1,031	\$ 16,795.45
by	PriceSmart Inc.	12/29/2020	12/31/2020	225	\$ 20,245.64
by	PriceSmart Inc.	12/29/2020	12/31/2020	202	\$ 18,300.59
dv	Nutrien Ltd	12/30/2020	01/14/2021		\$ 43,494.75



## New York State Teachers' Retirement System

### Transaction Details | 11/30/20 - 12/31/20

Transaction Code	Security Name	Trade Date	Settle Date	Quantity	Trade Amount
sl	Baidu Inc (ADR)	12/30/2020	01/04/2021	934	\$ 204,608.72
sl	Baidu Inc (ADR)	12/30/2020	01/04/2021	933	\$ 200,858.89
sl	Baidu Inc (ADR)	12/30/2020	01/04/2021	1,033	\$ 223,995.72
sl	ASICS Corporation	12/30/2020	01/05/2021	176	\$ 3,416.39
by	Ebara Corporation	12/30/2020	01/05/2021	867	\$ 28,440.30
by	Santen Pharmaceutical Co Ltd.	12/30/2020	01/05/2021	171	\$ 2,796.05
by	PriceSmart Inc.	12/30/2020	01/04/2021	79	\$ 7,230.14
by	DBS Group Holdings Ltd	12/31/2020	12/31/2020	1,717	\$ 31,088.87
by	PriceSmart Inc.	12/31/2020	01/05/2021	153	\$ 13,989.65