



New York State Teachers' Retirement System

11/30/2020



New York State Teachers' Retirement System

Holding Details | 11/30/2020

Quantity	Security	Cost	Local Price	Net Amount Local	Market Value	Percent of Assets	Risk Country	Sector Name	Industry Name
Cash and Equiv.									
41,088.60	Dividend Accrual-SGD	\$ 30,478.90	1.00	41,088.60	\$ 30,670.00	0.0 %	Singapore	Cash & Equivalents	Cash & Equivalents
119,637.41	Dividend Accrual-USD	\$ 119,637.41		119,637.41	\$ 119,637.41	0.1 %	United States	Cash & Equivalents	Cash & Equivalents
(4,994,473.00)	Japanese Yen	\$ (47,849.53)	1.00	(4,994,473.00)	\$ (47,897.13)	(0.1 %)	Japan	Cash & Equivalents	Cash & Equivalents
151,712.64	Switzerland Franc	\$ 167,477.65	1.00	151,712.64	\$ 167,582.72	0.2 %	Switzerland	Cash & Equivalents	Cash & Equivalents
1,925,932.15	United States Dollar	\$ 1,925,932.15		1,925,932.15	\$ 1,925,932.15	2.3 %	United States	Cash & Equivalents	Cash & Equivalents
Sub Total		\$ 2,195,676.57			\$ 2,195,925.16	2.6 %			
Equity									
99,390.00	ASICS Corporation	\$ 1,137,649.20	1,880.00	186,853,200.00	\$ 1,791,927.12	2.2 %	Japan	Consumer Discretionary	Consumer Durables & Apparel
26,794.00	Baidu Inc (ADR)	\$ 3,295,460.32	138.99	3,724,098.06	\$ 3,724,098.06	4.5 %	China	Communication Services	Media & Entertainment
832,296.00	Becle SAB de CV	\$ 1,595,708.60	47.39	39,442,507.44	\$ 1,956,813.31	2.3 %	Mexico	Consumer Staples	Food, Beverage & Tobacco
37,646.00	Booz Allen Hamilton Holdings	\$ 2,979,722.31	86.79	3,267,296.34	\$ 3,267,296.34	3.9 %	United States	Information Technology	Software & Services
58,527.00	Borgwarner Inc.	\$ 2,006,305.56	38.85	2,273,773.95	\$ 2,273,773.95	2.7 %	United States	Consumer Discretionary	Automobiles & Components
116,577.00	Bureau Veritas SA	\$ 2,559,033.92	21.64	2,522,726.28	\$ 3,017,685.18	3.6 %	France	Industrials	Commercial & Professional Services
1,000,321.00	ConvaTec Group PLC	\$ 2,528,182.77	2.07	2,068,663.83	\$ 2,761,769.64	3.3 %	United Kingdom	Health Care	Health Care Equipment & Services
228,270.00	DBS Group Holdings Ltd	\$ 3,446,574.25	25.20	5,752,404.00	\$ 4,293,800.11	5.2 %	Singapore	Financials	Banks
41,487.00	DKSH Holding AG	\$ 2,629,303.70	62.15	2,578,417.05	\$ 2,848,135.48	3.4 %	Switzerland	Industrials	Commercial & Professional Services
831,295.00	DS Smith PLC	\$ 3,374,400.04	3.32	2,759,899.40	\$ 3,684,603.69	4.4 %	United Kingdom	Materials	Materials
29,841.00	Ebara Corporation	\$ 874,740.55	3,340.00	99,668,940.00	\$ 955,827.76	1.1 %	Japan	Industrials	Capital Goods
9,865.00	Expedia Group Inc.	\$ 818,160.22	124.49	1,228,093.85	\$ 1,228,093.85	1.5 %	United States	Consumer Discretionary	Retailing



New York State Teachers' Retirement System

Holding Details | 11/30/2020

Quantity	Security	Cost	Local Price	Net Amount Local	Market Value	Percent of Assets	Risk Country	Sector Name	Industry Name
19,889.00	FTI Consulting Inc.	\$ 2,025,424.36	105.02	2,088,742.78	\$ 2,088,742.78	2.5 %	United States	Industrials	Commercial & Professional Services
254,704.00	Galp Energia SA	\$ 2,948,598.75	9.04	2,303,542.98	\$ 2,755,498.11	3.3 %	Portugal	Energy	Energy
57,010.00	Glanbia PLC	\$ 573,823.53	10.30	587,203.00	\$ 702,412.23	0.8 %	Ireland	Consumer Staples	Food, Beverage & Tobacco
83,823.00	GlaxoSmithKline PLC (ADR)	\$ 3,405,102.05	36.79	3,083,848.17	\$ 3,083,848.17	3.7 %	United Kingdom	Health Care	Pharmaceuticals, Biotechnology & Life Sciences
53,628.00	Hain Celestial Group Inc.	\$ 1,724,117.40	38.50	2,064,678.00	\$ 2,064,678.00	2.5 %	United States	Consumer Staples	Food, Beverage & Tobacco
55,033.00	HeidelbergCement AG	\$ 2,993,671.16	59.54	3,276,664.82	\$ 3,919,546.46	4.7 %	Germany	Materials	Materials
162,915.00	ICICI Bank Ltd (ADR)	\$ 1,593,015.64	12.86	2,095,086.90	\$ 2,095,086.90	2.5 %	India	Financials	Banks
67,000.00	Inovalon Holdings Inc. CLA	\$ 1,253,078.52	18.67	1,250,890.00	\$ 1,250,890.00	1.5 %	United States	Health Care	Health Care Equipment & Services
221,359.00	Interpublic Group of Companies Inc.	\$ 3,707,763.25	22.28	4,931,878.52	\$ 4,931,878.52	5.9 %	United States	Communication Services	Media & Entertainment
61,080.00	Makita Corp	\$ 2,228,467.19	5,400.00	329,832,000.00	\$ 3,163,097.58	3.8 %	Japan	Industrials	Capital Goods
861,100.00	Malaysia Airports Holdings Berhad	\$ 1,090,214.47	5.21	4,486,331.00	\$ 1,101,210.36	1.3 %	Malaysia	Industrials	Transportation
10,327.00	Merck KGaA	\$ 1,227,964.82	133.85	1,382,268.95	\$ 1,653,470.12	2.0 %	Germany	Health Care	Pharmaceuticals, Biotechnology & Life Sciences
10,600.00	Murata Manufacturing Co Ltd	\$ 634,244.82	9,129.00	96,767,400.00	\$ 928,001.92	1.1 %	Japan	Information Technology	Technology Hardware & Equipment
96,655.00	Nutrien Ltd	\$ 3,424,742.47	64.10	6,195,585.50	\$ 4,780,913.26	5.7 %	Canada	Materials	Materials
42,638.00	Oracle Corp	\$ 2,357,217.64	57.72	2,461,065.36	\$ 2,461,065.36	3.0 %	United States	Information Technology	Software & Services
20,206.00	PriceSmart Inc.	\$ 1,519,855.08	81.28	1,642,343.68	\$ 1,642,343.68	2.0 %	United States	Consumer Staples	Food & Staples Retailing
201,995.00	Santen Pharmaceutical Co Ltd.	\$ 3,819,344.06	1,735.00	350,461,325.00	\$ 3,360,933.35	4.0 %	Japan	Health Care	Pharmaceuticals, Biotechnology & Life Sciences
17,433.00	Schneider Electric SE	\$ 1,878,591.06	116.65	2,033,559.45	\$ 2,432,543.81	2.9 %	France	Industrials	Capital Goods
584,986.00	Vinda Int'l	\$ 1,657,943.22	22.15	12,957,439.90	\$ 1,671,388.57	2.0 %	China	Consumer Staples	Household & Personal Products



New York State Teachers' Retirement System

Holding Details | 11/30/2020

Quantity	Security	Cost	Local Price	Net Amount Local	Market Value	Percent of Assets	Risk Country	Sector Name	Industry Name
145,626.00	Weir Group PLC	\$ 1,906,785.78	16.75	2,439,235.50	\$ 3,256,501.35	3.9 %	United Kingdom	Industrials	Capital Goods
Sub Total		\$ 69,215,206.68			\$ 81,147,875.01	97.4 %			
Total Portfolio		\$ 71,410,883.25			\$ 83,343,800.17	100.0 %			



New York State Teachers' Retirement System

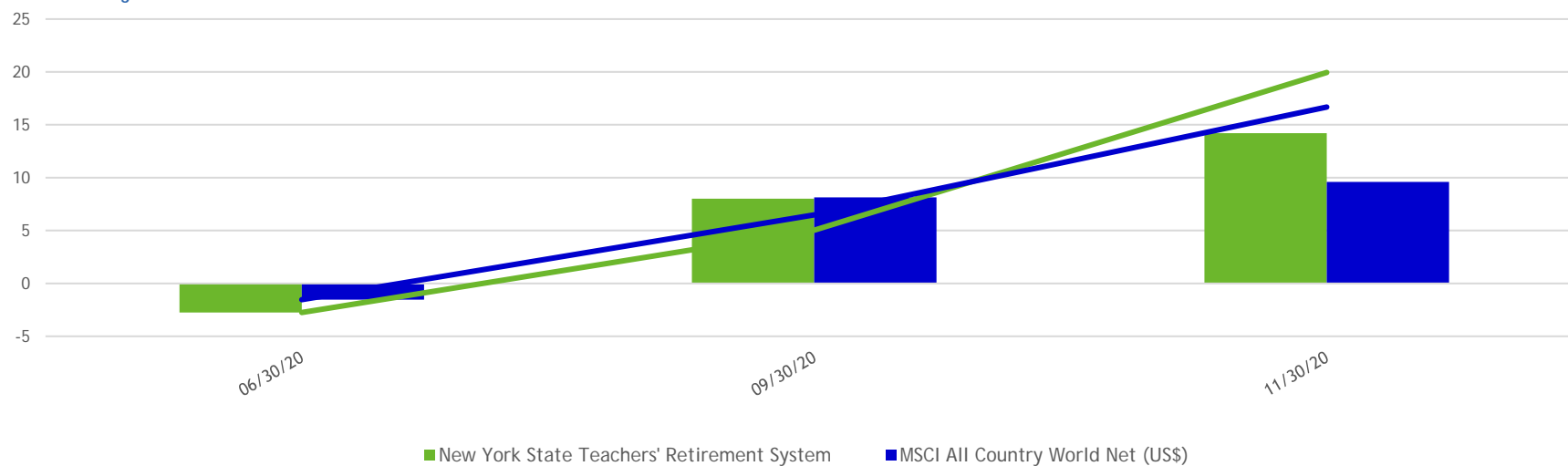
Performance Overview | 11/30/2020

Performance

	Month to Date	Quarter to Date	Since Inception Cumulative
Total Portfolio	17.13 %	14.20 %	19.95 %
MSCI All Country World Net (US\$)	12.33 %	9.60 %	16.69 %

Returns over one year are annualized. Note: Account Inception Date 06/23/20.

Time Weighted Return



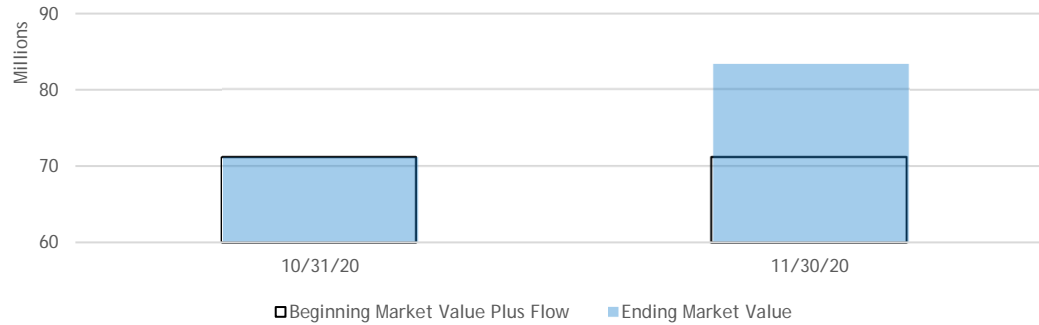
Performance is gross of fees



New York State Teachers' Retirement System

Portfolio Overview | 11/30/2020

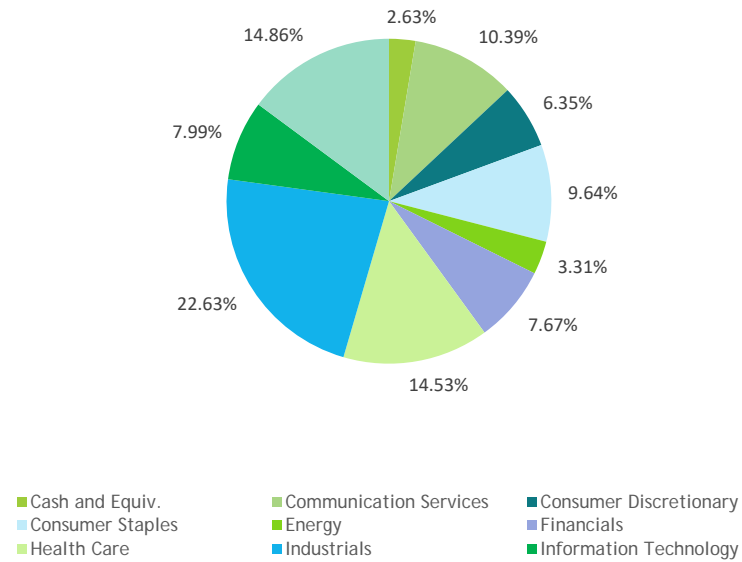
Change in Portfolio



Activity Summary

	Month to Date
Beginning Value	71,155,222.41
Net Contributions / Withdrawals	0.00
Realized Gains	1,023,140.32
Unrealized Gains	11,015,306.06
Income Received	150,131.37
Ending Value	83,343,800.17

Portfolio Allocation



Sector	Market Value	Percent of Assets	Current Yield
Cash and Equiv.	\$ 2,195,925.16	2.63 %	0.00 %
Communication Services	\$ 8,655,976.58	10.39 %	0.04 %
Consumer Discretionary	\$ 5,293,794.92	6.35 %	0.01 %
Consumer Staples	\$ 8,037,635.79	9.64 %	0.00 %
Energy	\$ 2,755,498.11	3.31 %	0.00 %
Financials	\$ 6,388,887.01	7.67 %	0.05 %
Health Care	\$ 12,110,911.28	14.53 %	0.19 %
Industrials	\$ 18,863,744.30	22.63 %	0.06 %
Information Technology	\$ 6,656,363.62	7.99 %	0.01 %
Materials	\$ 12,385,063.41	14.86 %	2.06 %
Total	\$ 83,343,800.17	100.00 %	2.41 %



New York State Teachers' Retirement System

Transaction Details | 10/31/20 - 11/30/20

Transaction Code	Security Name	Trade Date	Settle Date	Quantity	Trade Amount
dv	Santen Pharmaceutical Co Ltd.	11/01/2020	12/28/2020		\$ (24,935.91)
dv	Santen Pharmaceutical Co Ltd.	11/01/2020	11/30/2020		\$ 24,935.91
dv	Murata Manufacturing Co Ltd	11/01/2020	12/28/2020		\$ (19,255.79)
dv	Murata Manufacturing Co Ltd	11/01/2020	11/30/2020		\$ 19,255.79
dv	Makita Corp	11/01/2020	12/28/2020		\$ (7,755.88)
dv	Makita Corp	11/01/2020	11/27/2020		\$ 7,755.88
in	United States Dollar	11/01/2020	11/02/2020	13	\$ 13.22
sl	Nutrien Ltd	11/02/2020	11/04/2020	9,000	\$ 370,900.20
by	FTI Consulting Inc.	11/02/2020	11/04/2020	1,058	\$ 105,966.85
by	FTI Consulting Inc.	11/02/2020	11/04/2020	1,058	\$ 105,362.94
by	FTI Consulting Inc.	11/02/2020	11/04/2020	1,058	\$ 105,239.26
by	FTI Consulting Inc.	11/02/2020	11/04/2020	1,852	\$ 185,355.94
by	FTI Consulting Inc.	11/02/2020	11/04/2020	313	\$ 31,138.77
by	Ebara Corporation	11/02/2020	11/05/2020	440	\$ 12,291.66
sl	Merck KGaA	11/02/2020	11/04/2020	171	\$ 25,836.11
sl	Merck KGaA	11/02/2020	11/04/2020	171	\$ 25,848.17
by	Japanese Yen	11/02/2020	11/02/2020	4,653,847	\$ 44,651.50
sl	Murata Manufacturing Co Ltd	11/02/2020	11/05/2020	793	\$ 54,578.38
sl	Murata Manufacturing Co Ltd	11/02/2020	11/05/2020	739	\$ 50,532.46
sl	Makita Corp	11/02/2020	11/05/2020	44	\$ 2,078.26
sl	Makita Corp	11/02/2020	11/05/2020	1,430	\$ 67,814.76
sl	Makita Corp	11/02/2020	11/05/2020	2,396	\$ 113,551.15
sl	GlaxoSmithKline PLC (ADR)	11/02/2020	11/04/2020	4,200	\$ 144,022.37
sl	ICICI Bank Ltd (ADR)	11/02/2020	11/04/2020	19,000	\$ 218,751.65
by	Glanbia PLC	11/03/2020	11/05/2020	22,805	\$ 228,009.11
by	Glanbia PLC	11/03/2020	11/05/2020	2,571	\$ 25,385.98
by	FTI Consulting Inc.	11/03/2020	11/05/2020	871	\$ 87,091.29
by	FTI Consulting Inc.	11/03/2020	11/05/2020	845	\$ 84,448.54
by	FTI Consulting Inc.	11/03/2020	11/05/2020	634	\$ 63,381.68
by	FTI Consulting Inc.	11/03/2020	11/05/2020	508	\$ 50,813.67



New York State Teachers' Retirement System

Transaction Details | 10/31/20 - 11/30/20

Transaction Code	Security Name	Trade Date	Settle Date	Quantity	Trade Amount
sl	HeidelbergCement AG	11/03/2020	11/05/2020	1,900	\$ 115,723.49
sl	Schneider Electric SE	11/03/2020	11/05/2020	2,200	\$ 278,646.47
sl	Euro	11/03/2020	11/03/2020	43,554	\$ 50,699.36
sl	Euro	11/03/2020	11/03/2020	65,195	\$ 75,890.64
sl	Euro	11/03/2020	11/03/2020	51,395	\$ 59,836.49
by	Glanbia PLC	11/04/2020	11/06/2020	11,402	\$ 115,557.63
by	Glanbia PLC	11/04/2020	11/06/2020	11,402	\$ 115,557.63
by	Glanbia PLC	11/04/2020	11/06/2020	8,830	\$ 89,313.20
by	Ebara Corporation	11/04/2020	11/06/2020	573	\$ 16,073.64
by	Ebara Corporation	11/04/2020	11/06/2020	918	\$ 25,804.87
sl	Murata Manufacturing Co Ltd	11/04/2020	11/06/2020	2,454	\$ 170,906.92
sl	Murata Manufacturing Co Ltd	11/04/2020	11/06/2020	1,414	\$ 98,419.89
sl	Canadian Dollar	11/04/2020	11/04/2020	492,407	\$ 371,149.01
by	Japanese Yen	11/04/2020	11/04/2020	3,974,917	\$ 38,079.39
sl	Euro	11/04/2020	11/04/2020	22,203	\$ 25,821.68
sl	Euro	11/04/2020	11/04/2020	22,213	\$ 25,823.51
sl	Makita Corp	11/04/2020	11/06/2020	896	\$ 42,170.46
sl	Makita Corp	11/04/2020	11/06/2020	719	\$ 34,315.53
by	Ebara Corporation	11/05/2020	11/09/2020	826	\$ 23,678.14
by	Ebara Corporation	11/05/2020	11/09/2020	1,147	\$ 31,759.38
by	Japanese Yen	11/05/2020	11/05/2020	1,288,166	\$ 12,306.22
sl	Japanese Yen	11/05/2020	11/05/2020	5,719,814	\$ 54,544.55
sl	Japanese Yen	11/05/2020	11/05/2020	217,802	\$ 2,076.98
sl	Japanese Yen	11/05/2020	11/05/2020	5,295,802	\$ 50,515.59
sl	Japanese Yen	11/05/2020	11/05/2020	11,900,160	\$ 113,513.24
sl	Japanese Yen	11/05/2020	11/05/2020	7,106,987	\$ 67,831.59
sl	Makita Corp	11/05/2020	11/09/2020	2,155	\$ 105,052.61
by	Euro	11/05/2020	11/05/2020	194,373	\$ 227,682.56
by	Euro	11/05/2020	11/05/2020	21,641	\$ 25,349.62
sl	Euro	11/05/2020	11/05/2020	98,652	\$ 115,425.57



New York State Teachers' Retirement System

Transaction Details | 10/31/20 - 11/30/20

Transaction Code	Security Name	Trade Date	Settle Date	Quantity	Trade Amount
sl	Euro	11/05/2020	11/05/2020	237,540	\$ 277,898.22
by	Ebara Corporation	11/06/2020	11/10/2020	1,161	\$ 32,313.65
sl	Murata Manufacturing Co Ltd	11/06/2020	11/10/2020	2,500	\$ 180,355.84
by	Japanese Yen	11/06/2020	11/06/2020	1,679,454	\$ 16,105.85
by	Japanese Yen	11/06/2020	11/06/2020	2,696,222	\$ 25,834.29
sl	Japanese Yen	11/06/2020	11/06/2020	4,406,181	\$ 42,136.19
sl	Japanese Yen	11/06/2020	11/06/2020	3,585,458	\$ 34,302.72
sl	Japanese Yen	11/06/2020	11/06/2020	10,283,402	\$ 98,383.17
sl	Japanese Yen	11/06/2020	11/06/2020	17,857,210	\$ 170,768.00
by	Euro	11/06/2020	11/06/2020	98,696	\$ 115,747.12
sl	Makita Corp	11/06/2020	11/10/2020	3,137	\$ 155,532.07
by	Euro	11/06/2020	11/06/2020	98,696	\$ 115,747.12
by	Euro	11/06/2020	11/06/2020	76,281	\$ 89,459.66
sl	ASICS Corporation	11/09/2020	11/11/2020	6	\$ 93.63
by	FTI Consulting Inc.	11/09/2020	11/12/2020	608	\$ 62,867.50
by	FTI Consulting Inc.	11/09/2020	11/12/2020	1,692	\$ 174,850.26
by	Ebara Corporation	11/09/2020	11/11/2020	693	\$ 19,288.29
sl	Expedia Group Inc.	11/09/2020	11/12/2020	2,068	\$ 261,446.08
sl	Expedia Group Inc.	11/09/2020	11/12/2020	2,332	\$ 293,347.22
by	Japanese Yen	11/09/2020	11/09/2020	2,454,358	\$ 23,686.14
by	Japanese Yen	11/09/2020	11/09/2020	3,292,019	\$ 31,770.11
sl	Japanese Yen	11/09/2020	11/09/2020	10,889,228	\$ 104,933.15
sl	Makita Corp	11/09/2020	11/11/2020	2,148	\$ 107,718.40
sl	ASICS Corporation	11/10/2020	11/12/2020	9,843	\$ 163,982.38
sl	ASICS Corporation	11/10/2020	11/12/2020	48,603	\$ 814,021.44
by	Ebara Corporation	11/10/2020	11/12/2020	875	\$ 25,157.53
by	Japanese Yen	11/10/2020	11/10/2020	3,338,161	\$ 32,272.41
by	Japanese Yen	11/10/2020	11/10/2020	2,033,275	\$ 19,324.59
sl	Japanese Yen	11/10/2020	11/10/2020	16,067,239	\$ 155,354.60
sl	Japanese Yen	11/10/2020	11/10/2020	18,631,660	\$ 179,715.64



New York State Teachers' Retirement System

Transaction Details | 10/31/20 - 11/30/20

Transaction Code	Security Name	Trade Date	Settle Date	Quantity	Trade Amount
sl	Makita Corp	11/10/2020	11/12/2020	1,075	\$ 53,262.79
sl	ASICS Corporation	11/11/2020	11/13/2020	18,593	\$ 316,745.55
sl	ASICS Corporation	11/11/2020	11/13/2020	1,424	\$ 24,183.93
by	Ebara Corporation	11/11/2020	11/13/2020	1,225	\$ 35,119.32
by	PriceSmart Inc.	11/11/2020	11/13/2020	176	\$ 13,147.50
by	FTI Consulting Inc.	11/12/2020	11/16/2020	557	\$ 57,802.84
by	FTI Consulting Inc.	11/12/2020	11/16/2020	663	\$ 68,685.21
by	FTI Consulting Inc.	11/12/2020	11/16/2020	534	\$ 55,682.85
by	FTI Consulting Inc.	11/12/2020	11/16/2020	534	\$ 55,549.51
by	FTI Consulting Inc.	11/12/2020	11/16/2020	320	\$ 33,126.53
sl	ASICS Corporation	11/12/2020	11/16/2020	3,251	\$ 53,827.54
sl	ASICS Corporation	11/12/2020	11/16/2020	1,547	\$ 26,085.62
by	Ebara Corporation	11/12/2020	11/16/2020	1,122	\$ 32,368.52
dv	DBS Group Holdings Ltd	11/12/2020	11/12/2020		\$ 0.99
dv	DBS Group Holdings Ltd	11/12/2020	12/29/2020		\$ 30,478.90
dv	ConvaTec Group PLC	11/12/2020	11/12/2020		\$ 0.71
by	PriceSmart Inc.	11/12/2020	11/16/2020	186	\$ 14,058.55
by	PriceSmart Inc.	11/12/2020	11/16/2020	238	\$ 17,771.44
sl	British Pound	11/12/2020	11/12/2020	1	\$ 0.71
by	Japanese Yen	11/12/2020	11/12/2020	2,646,698	\$ 25,143.19
sl	Japanese Yen	11/12/2020	11/12/2020	5,603,512	\$ 53,202.11
sl	Japanese Yen	11/12/2020	11/12/2020	11,355,135	\$ 107,754.18
sl	Japanese Yen	11/12/2020	11/12/2020	85,639,128	\$ 812,245.71
sl	Japanese Yen	11/12/2020	11/12/2020	9,870	\$ 93.66
sl	Japanese Yen	11/12/2020	11/12/2020	17,251,766	\$ 163,624.66
dv	GlaxoSmithKline PLC (ADR)	11/12/2020	01/14/2021		\$ 41,571.01
sl	ASICS Corporation	11/13/2020	11/17/2020	2,234	\$ 36,918.48
by	FTI Consulting Inc.	11/13/2020	11/17/2020	392	\$ 41,601.86
sl	Singapore Dollar	11/13/2020	11/13/2020	1	\$ 0.99
by	Ebara Corporation	11/13/2020	11/17/2020	875	\$ 25,760.53



New York State Teachers' Retirement System

Transaction Details | 10/31/20 - 11/30/20

Transaction Code	Security Name	Trade Date	Settle Date	Quantity	Trade Amount
by	Ebara Corporation	11/13/2020	11/17/2020	656	\$ 19,333.61
by	Ebara Corporation	11/13/2020	11/17/2020	1,116	\$ 32,680.16
dv	ConvaTec Group PLC	11/13/2020	11/13/2020		\$ 0.14
dv	Booz Allen Hamilton Holdings	11/13/2020	12/02/2020		\$ 11,670.26
by	PriceSmart Inc.	11/13/2020	11/17/2020	119	\$ 9,081.66
by	Japanese Yen	11/13/2020	11/13/2020	3,709,654	\$ 35,194.29
sl	Japanese Yen	11/13/2020	11/13/2020	2,554,549	\$ 24,174.78
sl	Japanese Yen	11/13/2020	11/13/2020	33,457,832	\$ 317,000.63
sl	ASICS Corporation	11/16/2020	11/18/2020	2,594	\$ 43,499.54
by	Ebara Corporation	11/16/2020	11/18/2020	875	\$ 25,810.61
sl	Expedia Group Inc.	11/16/2020	11/18/2020	1,142	\$ 143,419.34
sl	Expedia Group Inc.	11/16/2020	11/18/2020	1,280	\$ 158,366.79
sl	Expedia Group Inc.	11/16/2020	11/18/2020	979	\$ 122,840.63
sl	Expedia Group Inc.	11/16/2020	11/18/2020	814	\$ 101,251.30
by	PriceSmart Inc.	11/16/2020	11/18/2020	289	\$ 23,203.93
sl	British Pound	11/16/2020	11/16/2020	0	\$ 0.14
by	Japanese Yen	11/16/2020	11/16/2020	3,402,903	\$ 32,370.06
sl	Japanese Yen	11/16/2020	11/16/2020	5,658,889	\$ 53,702.39
sl	Japanese Yen	11/16/2020	11/16/2020	2,742,381	\$ 26,024.97
sl	ASICS Corporation	11/17/2020	11/19/2020	960	\$ 15,913.98
by	Ebara Corporation	11/17/2020	11/19/2020	1,024	\$ 30,901.98
by	Inovalon Holdings Inc. CLA	11/17/2020	11/19/2020	2,736	\$ 50,753.89
sl	Expedia Group Inc.	11/17/2020	11/19/2020	328	\$ 39,982.44
by	PriceSmart Inc.	11/17/2020	11/19/2020	296	\$ 23,504.53
by	Japanese Yen	11/17/2020	11/17/2020	2,695,582	\$ 25,750.69
by	Japanese Yen	11/17/2020	11/17/2020	3,419,652	\$ 32,667.67
by	Japanese Yen	11/17/2020	11/17/2020	2,023,069	\$ 19,326.22
sl	Japanese Yen	11/17/2020	11/17/2020	3,863,150	\$ 36,829.08
by	Inovalon Holdings Inc. CLA	11/18/2020	11/20/2020	2,737	\$ 50,953.09
by	Inovalon Holdings Inc. CLA	11/18/2020	11/20/2020	2,893	\$ 54,285.41



New York State Teachers' Retirement System

Transaction Details | 10/31/20 - 11/30/20

Transaction Code	Security Name	Trade Date	Settle Date	Quantity	Trade Amount
by	Inovalon Holdings Inc. CLA	11/18/2020	11/20/2020	7,817	\$ 145,854.28
by	Inovalon Holdings Inc. CLA	11/18/2020	11/20/2020	7,817	\$ 145,238.30
by	Inovalon Holdings Inc. CLA	11/18/2020	11/20/2020	1,955	\$ 36,244.92
by	Inovalon Holdings Inc. CLA	11/18/2020	11/20/2020	11,727	\$ 217,477.22
by	Ebara Corporation	11/18/2020	11/20/2020	1,158	\$ 34,852.73
by	PriceSmart Inc.	11/18/2020	11/20/2020	2,620	\$ 209,269.88
by	Japanese Yen	11/18/2020	11/18/2020	2,699,661	\$ 25,822.96
sl	Japanese Yen	11/18/2020	11/18/2020	4,549,834	\$ 43,450.10
by	Vinda Int'l	11/19/2020	11/23/2020	5,986	\$ 17,006.71
by	Ebara Corporation	11/19/2020	11/24/2020	564	\$ 17,338.77
by	Inovalon Holdings Inc. CLA	11/19/2020	11/23/2020	3,909	\$ 73,751.10
by	Inovalon Holdings Inc. CLA	11/19/2020	11/23/2020	5,864	\$ 109,949.41
by	Inovalon Holdings Inc. CLA	11/19/2020	11/23/2020	5,864	\$ 110,213.88
by	PriceSmart Inc.	11/19/2020	11/23/2020	948	\$ 75,479.85
by	Japanese Yen	11/19/2020	11/19/2020	3,220,450	\$ 30,943.55
sl	Japanese Yen	11/19/2020	11/19/2020	1,658,475	\$ 15,911.08
by	Inovalon Holdings Inc. CLA	11/20/2020	11/24/2020	3,909	\$ 73,860.56
by	Inovalon Holdings Inc. CLA	11/20/2020	11/24/2020	3,908	\$ 73,978.44
by	Inovalon Holdings Inc. CLA	11/20/2020	11/24/2020	1,955	\$ 36,739.54
by	Inovalon Holdings Inc. CLA	11/20/2020	11/24/2020	1,955	\$ 36,916.27
by	Inovalon Holdings Inc. CLA	11/20/2020	11/24/2020	1,954	\$ 36,862.21
by	Ebara Corporation	11/20/2020	11/25/2020	600	\$ 18,593.36
sl	Expedia Group Inc.	11/20/2020	11/24/2020	978	\$ 118,310.83
sl	Expedia Group Inc.	11/20/2020	11/24/2020	1,352	\$ 164,568.56
sl	Expedia Group Inc.	11/20/2020	11/24/2020	901	\$ 109,892.54
by	PriceSmart Inc.	11/20/2020	11/24/2020	1,305	\$ 103,051.41
by	Japanese Yen	11/20/2020	11/20/2020	3,613,183	\$ 34,792.33
sl	Schneider Electric SE	11/20/2020	11/24/2020	1,500	\$ 213,154.38
sl	Expedia Group Inc.	11/23/2020	11/25/2020	608	\$ 74,867.64
sl	Expedia Group Inc.	11/23/2020	11/25/2020	676	\$ 82,561.77



New York State Teachers' Retirement System

Transaction Details | 10/31/20 - 11/30/20

Transaction Code	Security Name	Trade Date	Settle Date	Quantity	Trade Amount
by	PriceSmart Inc.	11/23/2020	11/25/2020	1,967	\$ 158,515.22
by	Hong Kong SAR dollar	11/23/2020	11/23/2020	131,869	\$ 17,009.02
by	Ebara Corporation	11/24/2020	11/26/2020	1,020	\$ 31,850.69
by	Santen Pharmaceutical Co Ltd.	11/24/2020	11/26/2020	1,731	\$ 28,003.89
by	PriceSmart Inc.	11/24/2020	11/27/2020	359	\$ 29,681.94
by	Japanese Yen	11/24/2020	11/24/2020	1,801,412	\$ 17,329.60
sl	Euro	11/24/2020	11/24/2020	179,816	\$ 213,091.45
by	Ebara Corporation	11/25/2020	11/27/2020	352	\$ 11,112.42
by	Santen Pharmaceutical Co Ltd.	11/25/2020	11/27/2020	987	\$ 16,067.46
by	Santen Pharmaceutical Co Ltd.	11/25/2020	11/27/2020	1,590	\$ 26,064.74
by	PriceSmart Inc.	11/25/2020	11/30/2020	173	\$ 14,145.79
by	Japanese Yen	11/25/2020	11/25/2020	3,333,652	\$ 31,880.57
by	Japanese Yen	11/25/2020	11/25/2020	2,931,027	\$ 28,030.16
by	Japanese Yen	11/25/2020	11/25/2020	1,930,270	\$ 18,600.53
sl	Murata Manufacturing Co Ltd	11/25/2020	11/27/2020	2,706	\$ 225,096.56
sl	Murata Manufacturing Co Ltd	11/25/2020	11/27/2020	2,794	\$ 231,609.62
by	Ebara Corporation	11/26/2020	11/30/2020	1,042	\$ 33,429.57
by	Ebara Corporation	11/26/2020	11/30/2020	893	\$ 28,689.17
by	Ebara Corporation	11/26/2020	11/30/2020	498	\$ 16,049.60
by	Santen Pharmaceutical Co Ltd.	11/26/2020	11/30/2020	1,396	\$ 23,146.53
sl	DKSH Holding AG	11/26/2020	11/30/2020	578	\$ 39,442.98
by	Ebara Corporation	11/27/2020	12/01/2020	583	\$ 18,914.27
by	Santen Pharmaceutical Co Ltd.	11/27/2020	12/01/2020	312	\$ 5,236.91
by	Santen Pharmaceutical Co Ltd.	11/27/2020	12/01/2020	860	\$ 14,607.03
wd	Dividend Accrual-JPY	11/27/2020	11/27/2020	810,800	\$ 7,795.78
sl	DKSH Holding AG	11/27/2020	12/01/2020	779	\$ 53,579.90
sl	DKSH Holding AG	11/27/2020	12/01/2020	844	\$ 58,271.02
by	PriceSmart Inc.	11/27/2020	12/01/2020	148	\$ 12,074.88
by	Japanese Yen	11/27/2020	11/27/2020	1,160,248	\$ 11,116.68
by	Japanese Yen	11/27/2020	11/27/2020	1,677,604	\$ 16,088.27



New York State Teachers' Retirement System

Transaction Details | 10/31/20 - 11/30/20

Transaction Code	Security Name	Trade Date	Settle Date	Quantity	Trade Amount
by	Japanese Yen	11/27/2020	11/27/2020	2,721,419	\$ 26,098.48
sl	Japanese Yen	11/27/2020	11/27/2020	24,182,360	\$ 231,578.56
sl	Japanese Yen	11/27/2020	11/27/2020	23,502,332	\$ 225,066.38
sl	Japanese Yen	11/27/2020	11/27/2020	810,800	\$ 7,772.40
dv	Interpublic Group of Companies Inc.	11/30/2020	12/15/2020		\$ 56,446.55
by	Ebara Corporation	11/30/2020	12/02/2020	670	\$ 21,565.27
sl	Switzerland Franc	11/30/2020	11/30/2020	35,881	\$ 39,519.44
wd	Dividend Accrual-JPY	11/30/2020	11/30/2020	2,013,000	\$ 19,304.72
wd	Dividend Accrual-JPY	11/30/2020	11/30/2020	2,606,800	\$ 24,999.28
dv	Borgwarner Inc.	11/30/2020	12/15/2020		\$ 9,949.59
by	Santen Pharmaceutical Co Ltd.	11/30/2020	12/02/2020	463	\$ 7,815.53
by	Santen Pharmaceutical Co Ltd.	11/30/2020	12/02/2020	463	\$ 7,723.33
by	Santen Pharmaceutical Co Ltd.	11/30/2020	12/02/2020	993	\$ 16,439.15
by	PriceSmart Inc.	11/30/2020	12/02/2020	82	\$ 6,640.02
sl	DKSH Holding AG	11/30/2020	12/02/2020	487	\$ 33,515.39
sl	DKSH Holding AG	11/30/2020	12/02/2020	325	\$ 22,278.20
by	Japanese Yen	11/30/2020	11/30/2020	2,416,729	\$ 23,185.39
by	Japanese Yen	11/30/2020	11/30/2020	1,675,739	\$ 16,076.55
by	Japanese Yen	11/30/2020	11/30/2020	3,490,381	\$ 33,485.69
by	Japanese Yen	11/30/2020	11/30/2020	2,995,436	\$ 28,737.33